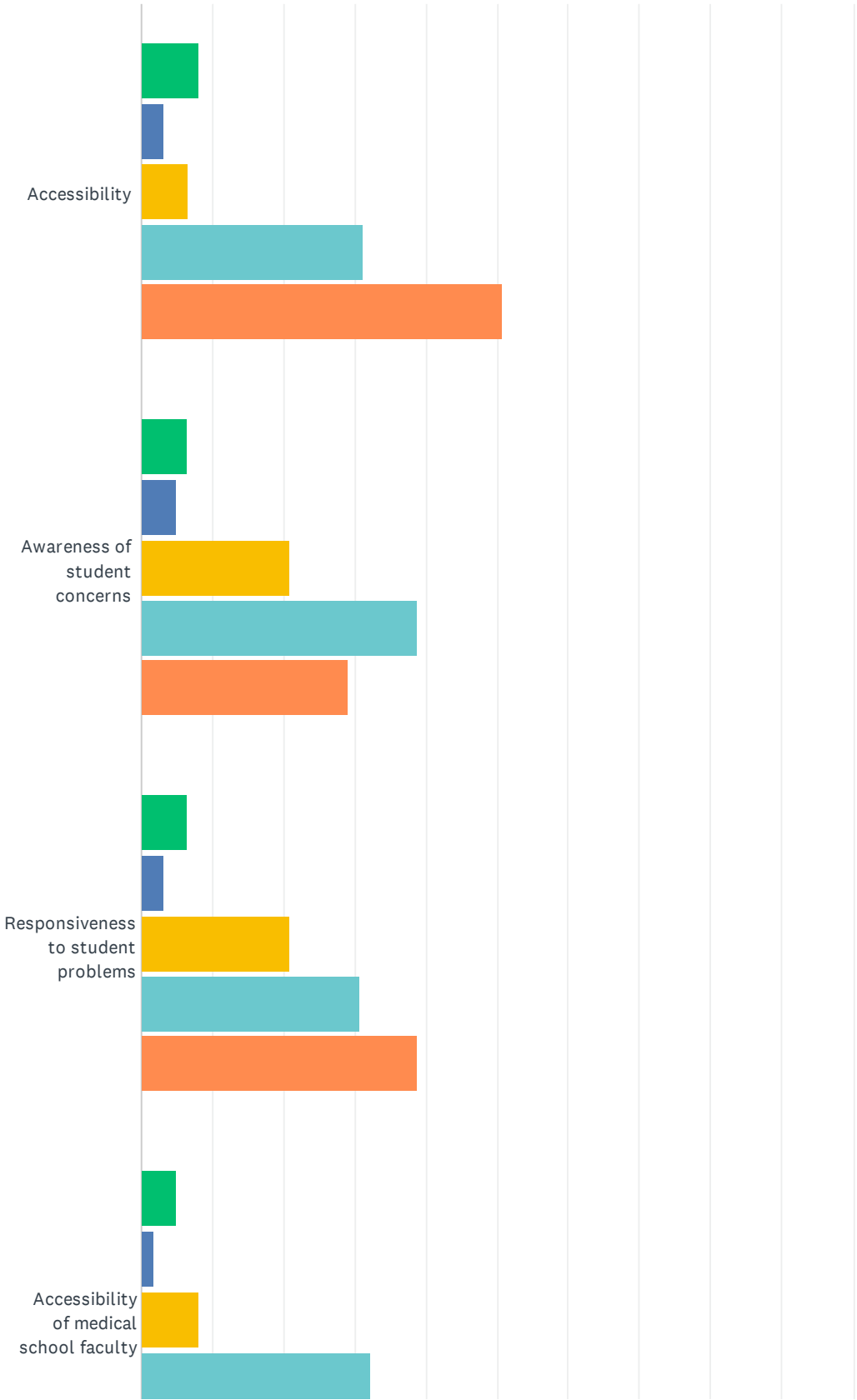
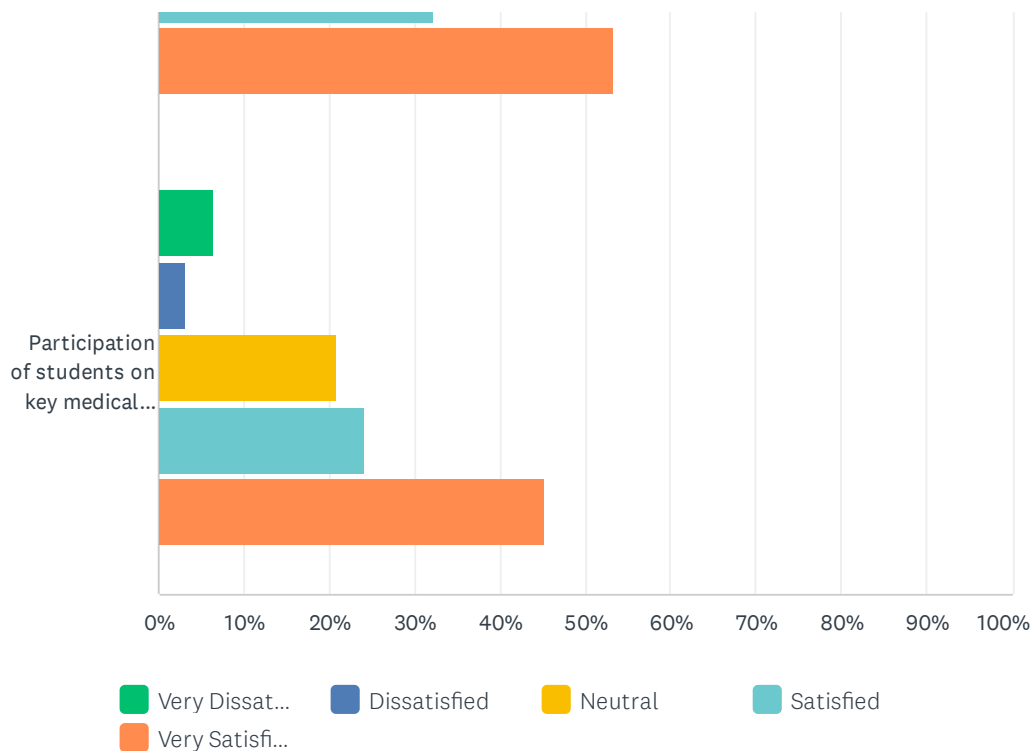


Q1 Dean's Office

Answered: 62 Skipped: 0



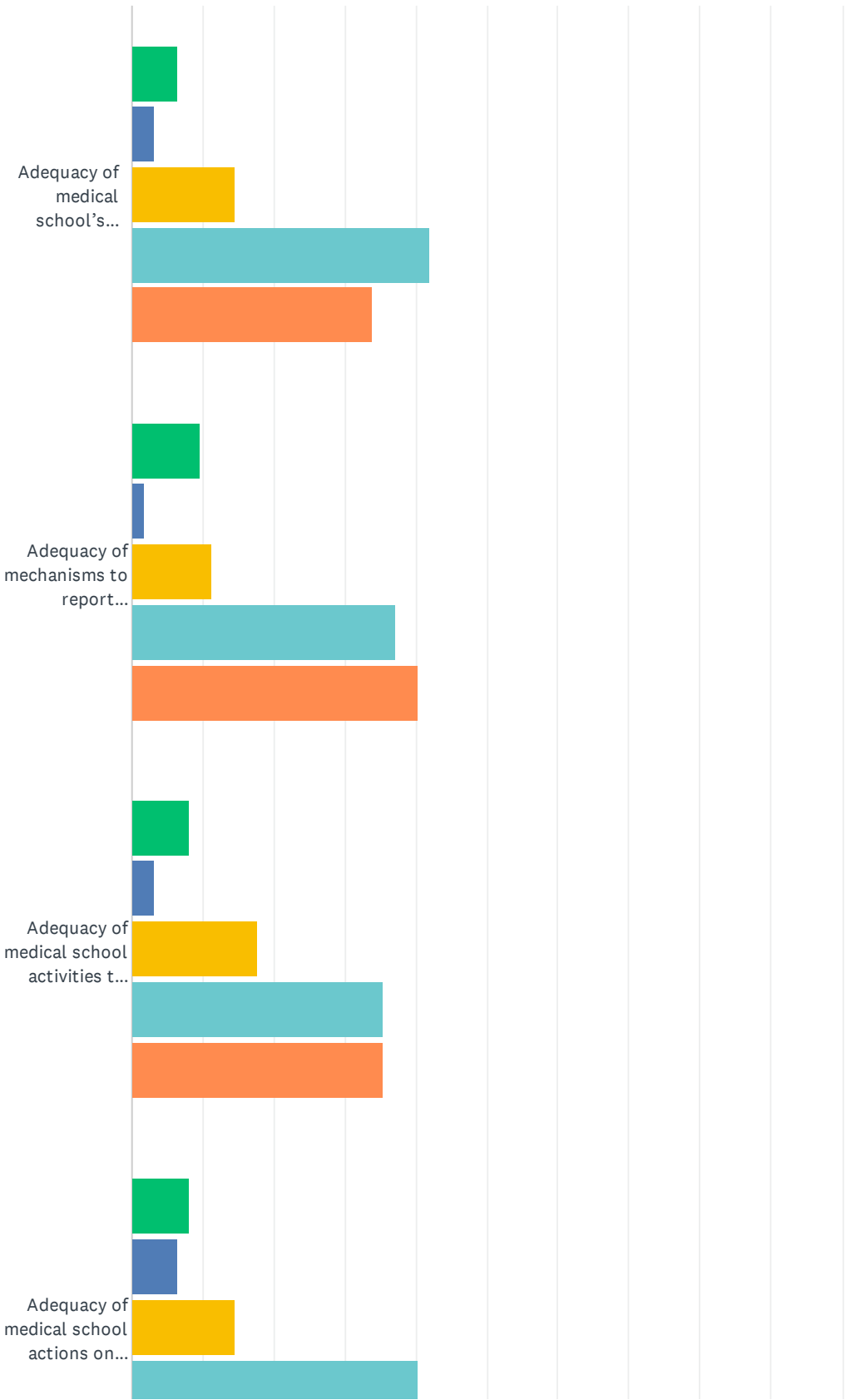
Basic Science Program - Institutional Self Study Survey 2024



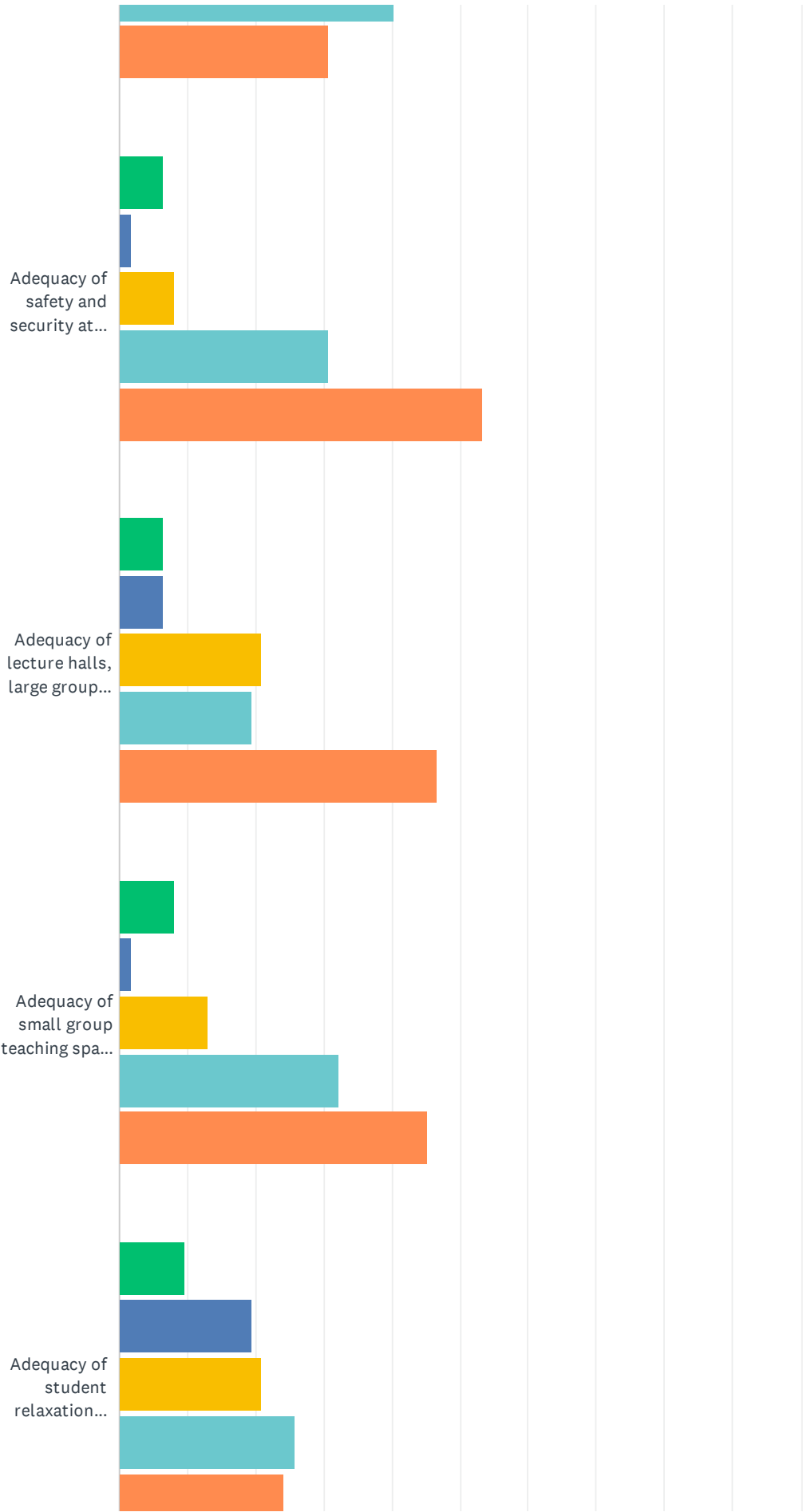
	VERY DISSATISFIED	DISSATISFIED	NEUTRAL	SATISFIED	VERY SATISFIED	TOTAL	WEIGHTED AVERAGE
Accessibility	8.20% 5	3.28% 2	6.56% 4	31.15% 19	50.82% 31	61	4.13
Awareness of student concerns	6.45% 4	4.84% 3	20.97% 13	38.71% 24	29.03% 18	62	3.79
Responsiveness to student problems	6.45% 4	3.23% 2	20.97% 13	30.65% 19	38.71% 24	62	3.92
Accessibility of medical school faculty	4.84% 3	1.61% 1	8.06% 5	32.26% 20	53.23% 33	62	4.27
Participation of students on key medical school committees	6.45% 4	3.23% 2	20.97% 13	24.19% 15	45.16% 28	62	3.98

Q2 LEARNING ENVIRONMENT AND FACILITIES

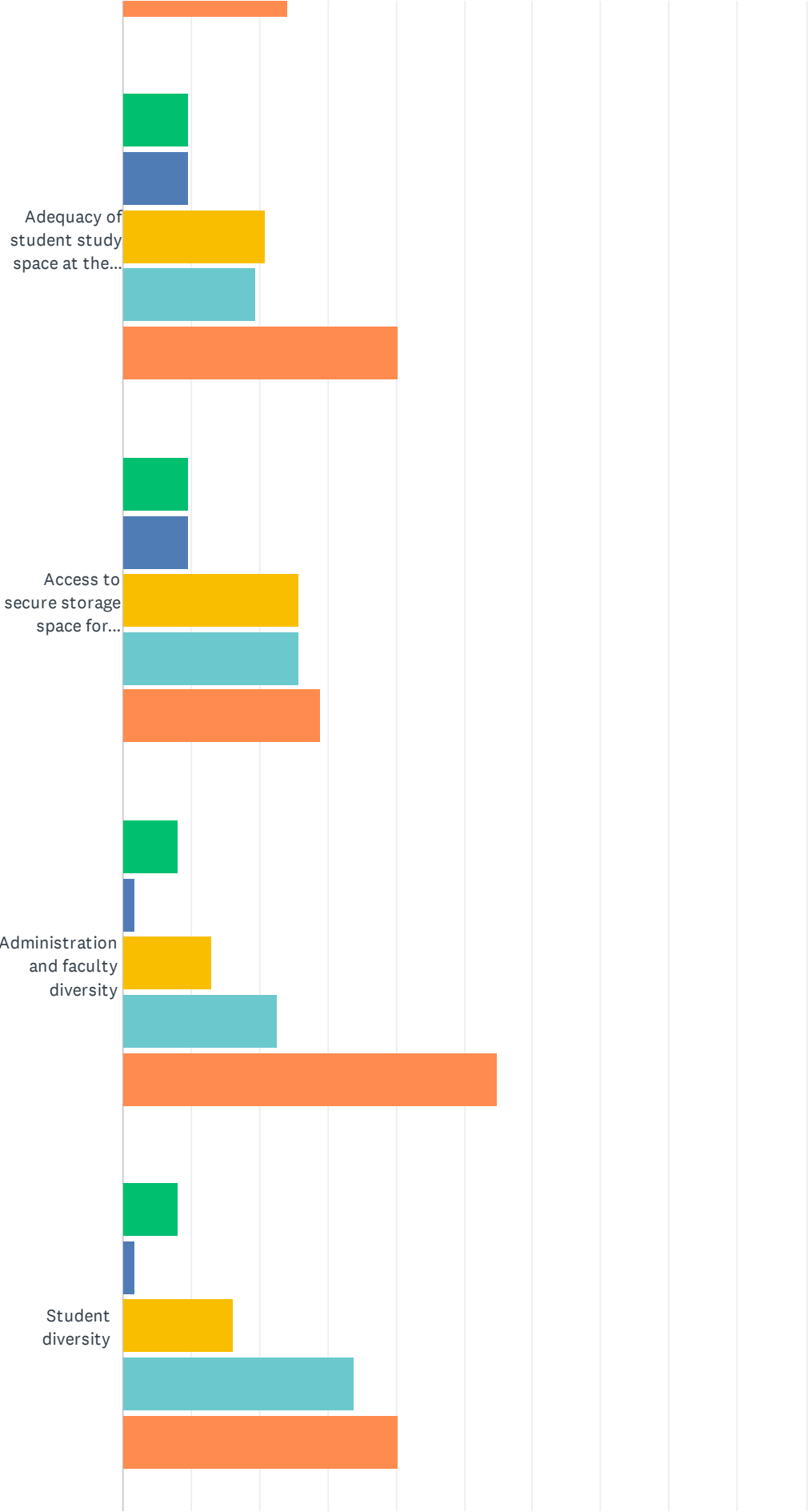
Answered: 62 Skipped: 0



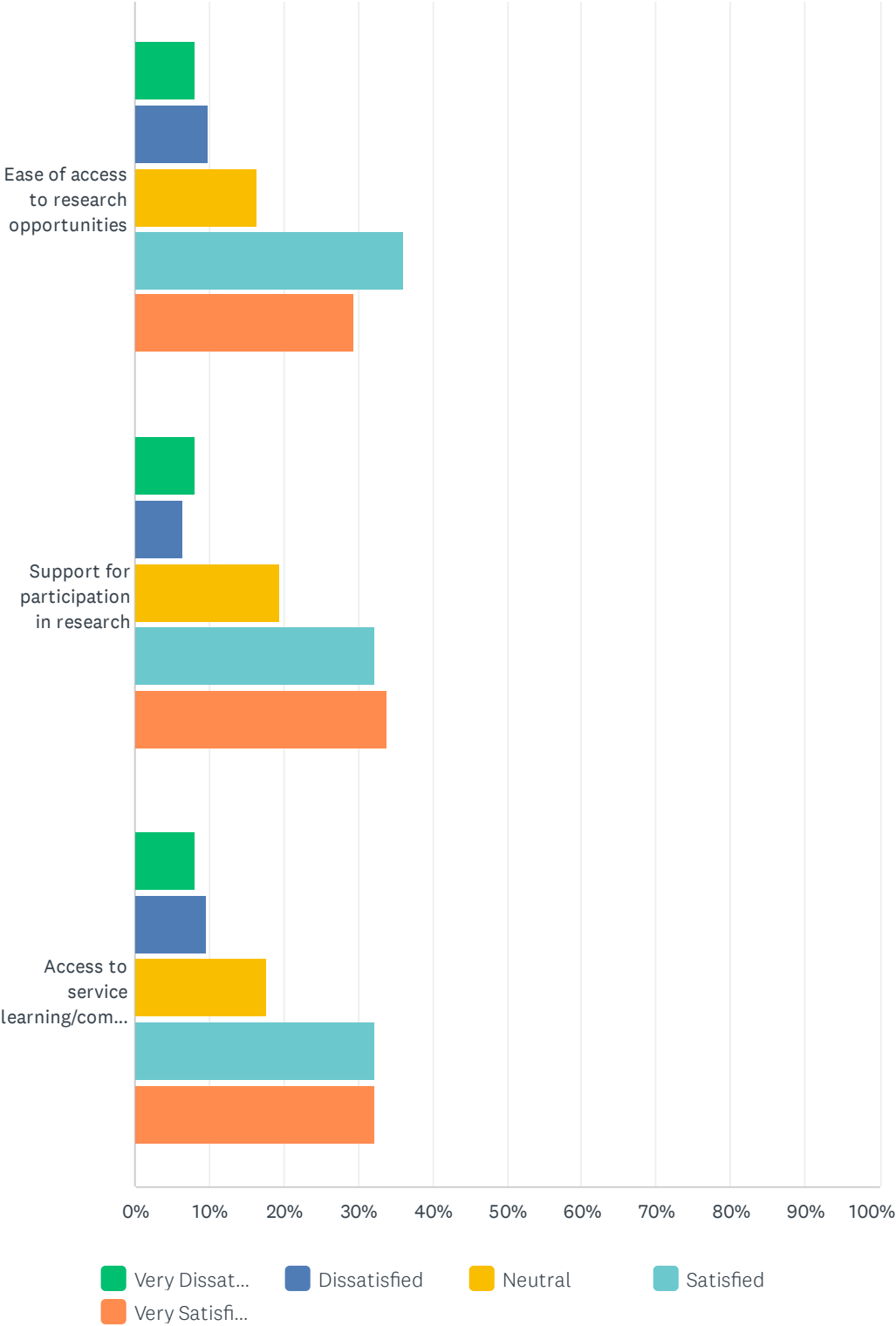
Basic Science Program - Institutional Self Study Survey 2024



Basic Science Program - Institutional Self Study Survey 2024



Basic Science Program - Institutional Self Study Survey 2024



Basic Science Program - Institutional Self Study Survey 2024

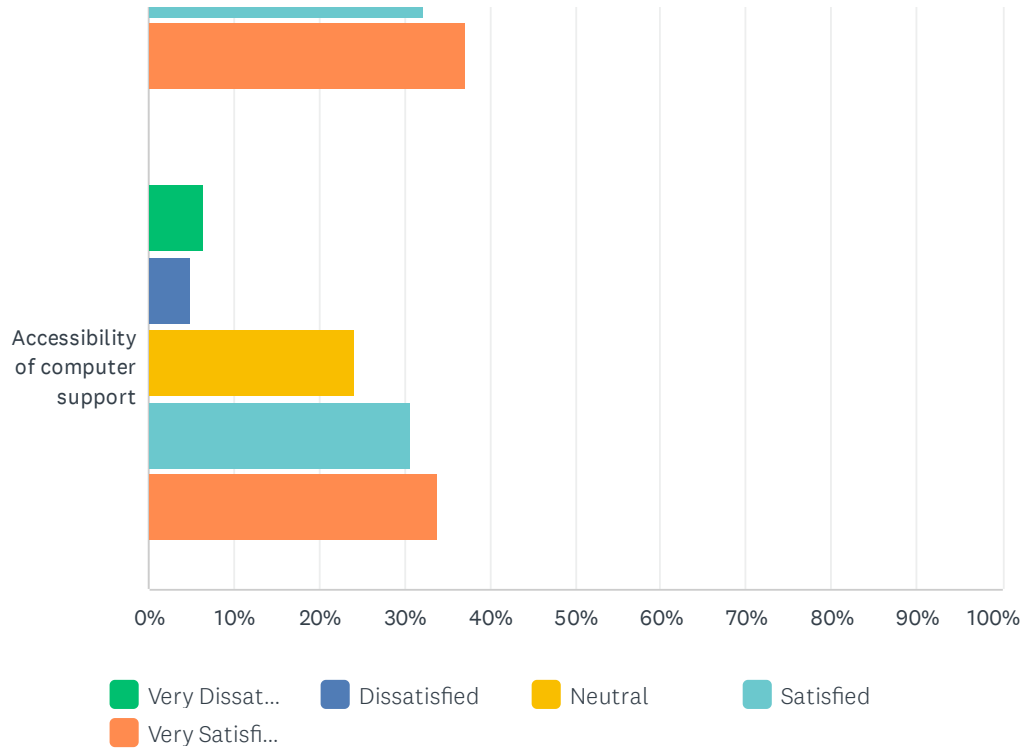
	VERY DISSATISFIED	DISSATISFIED	NEUTRAL	SATISFIED	VERY SATISFIED	TOTAL	WEIGHTED AVERAGE
Adequacy of medical school's student mistreatment policy	6.45% 4	3.23% 2	14.52% 9	41.94% 26	33.87% 21	62	3.94
Adequacy of mechanisms to report mistreatment	9.68% 6	1.61% 1	11.29% 7	37.10% 23	40.32% 25	62	3.97
Adequacy of medical school activities to prevent mistreatment	8.06% 5	3.23% 2	17.74% 11	35.48% 22	35.48% 22	62	3.87
Adequacy of medical school actions on reports of mistreatment	8.06% 5	6.45% 4	14.52% 9	40.32% 25	30.65% 19	62	3.79
Adequacy of safety and security at medical school campus	6.45% 4	1.61% 1	8.06% 5	30.65% 19	53.23% 33	62	4.23
Adequacy of lecture halls, large group classroom facilities	6.45% 4	6.45% 4	20.97% 13	19.35% 12	46.77% 29	62	3.94
Adequacy of small group teaching spaces on campus	8.06% 5	1.61% 1	12.90% 8	32.26% 20	45.16% 28	62	4.05
Adequacy of student relaxation space at the medical school campus	9.68% 6	19.35% 12	20.97% 13	25.81% 16	24.19% 15	62	3.35
Adequacy of student study space at the medical school campus	9.68% 6	9.68% 6	20.97% 13	19.35% 12	40.32% 25	62	3.71
Access to secure storage space for personal belongings at the medical school campus	9.68% 6	9.68% 6	25.81% 16	25.81% 16	29.03% 18	62	3.55
Administration and faculty diversity	8.06% 5	1.61% 1	12.90% 8	22.58% 14	54.84% 34	62	4.15
Student diversity	8.06% 5	1.61% 1	16.13% 10	33.87% 21	40.32% 25	62	3.97
Ease of access to research opportunities	8.20% 5	9.84% 6	16.39% 10	36.07% 22	29.51% 18	61	3.69
Support for participation in research	8.06% 5	6.45% 4	19.35% 12	32.26% 20	33.87% 21	62	3.77
Access to service learning/community service opportunities	8.06% 5	9.68% 6	17.74% 11	32.26% 20	32.26% 20	62	3.71

Q3 LIBRARY AND INFORMATION RESOURCES

Answered: 62 Skipped: 0



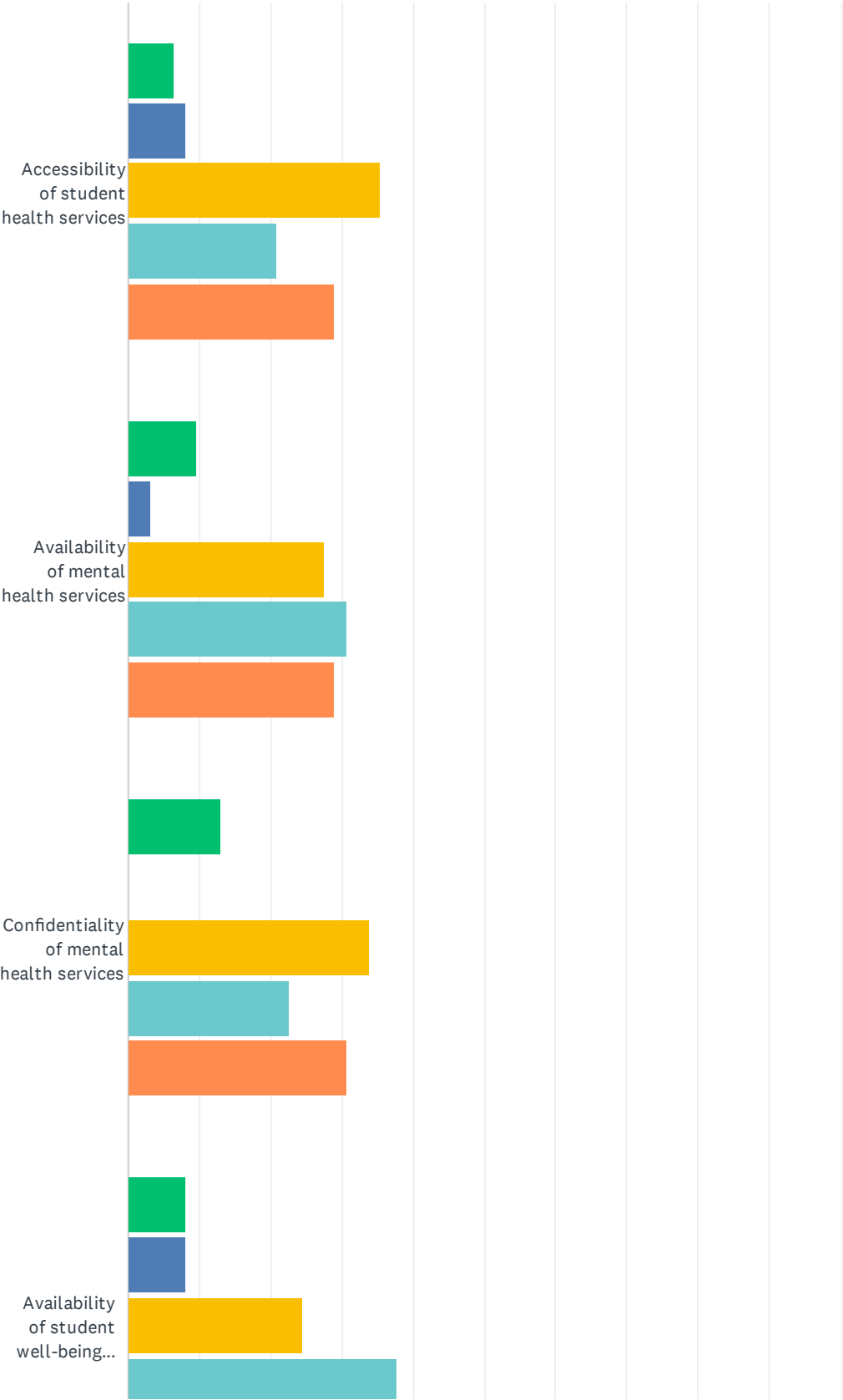
Basic Science Program - Institutional Self Study Survey 2024



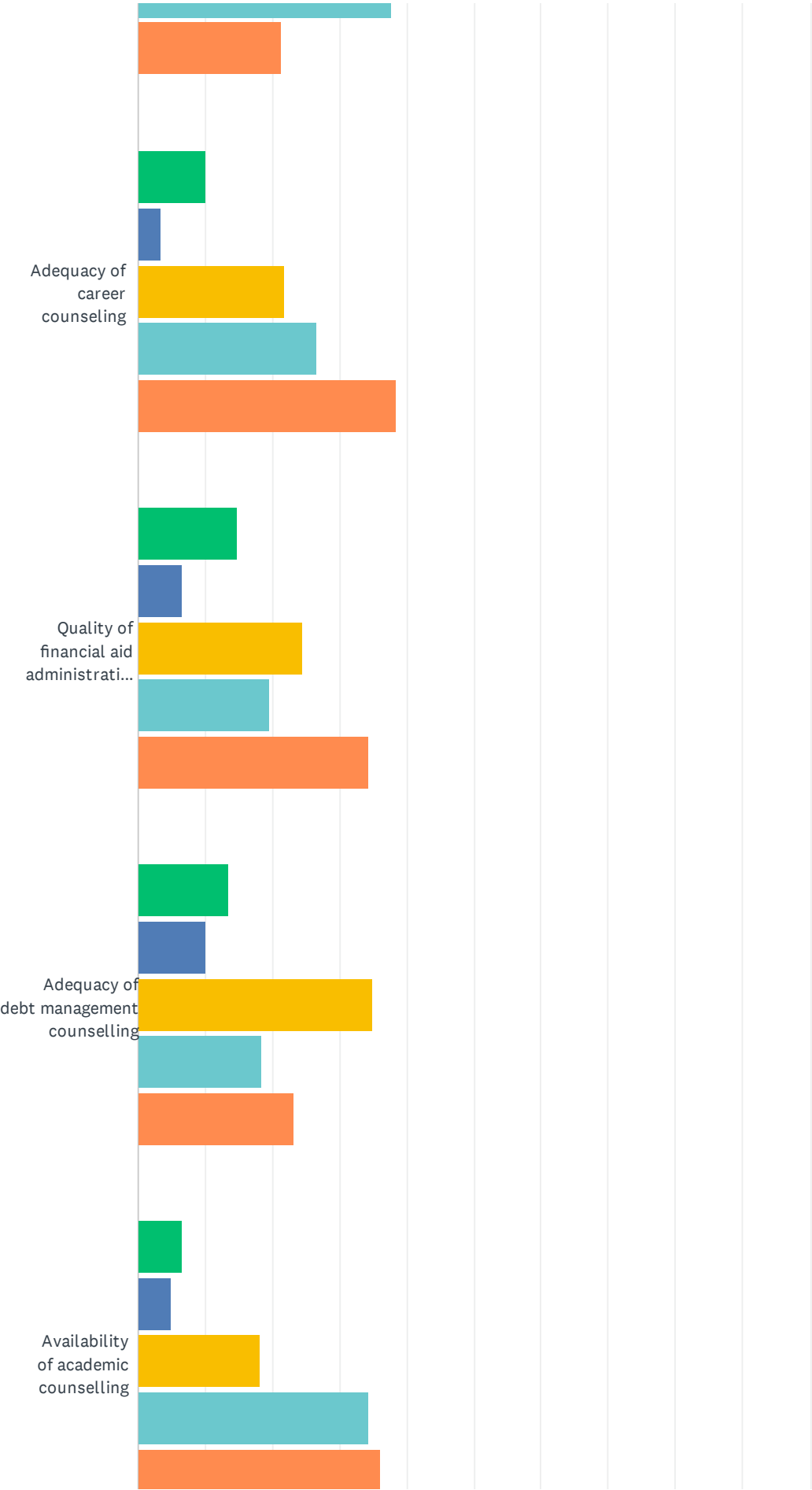
	VERY DISSATISFIED	DISSATISFIED	NEUTRAL	SATISFIED	VERY SATISFIED	TOTAL	WEIGHTED AVERAGE
Ease of access to library resources and holdings	3.23% 2	3.23% 2	11.29% 7	33.87% 21	48.39% 30	62	4.21
Quality of library support and services	4.84% 3	1.61% 1	17.74% 11	38.71% 24	37.10% 23	62	4.02
Access to technology support	6.45% 4	0.00% 0	22.58% 14	35.48% 22	35.48% 22	62	3.94
Access to online learning resources	4.84% 3	6.45% 4	19.35% 12	32.26% 20	37.10% 23	62	3.90
Accessibility of computer support	6.45% 4	4.84% 3	24.19% 15	30.65% 19	33.87% 21	62	3.81

Q4 STUDENT SERVICES

Answered: 62 Skipped: 0



Basic Science Program - Institutional Self Study Survey 2024



Basic Science Program - Institutional Self Study Survey 2024

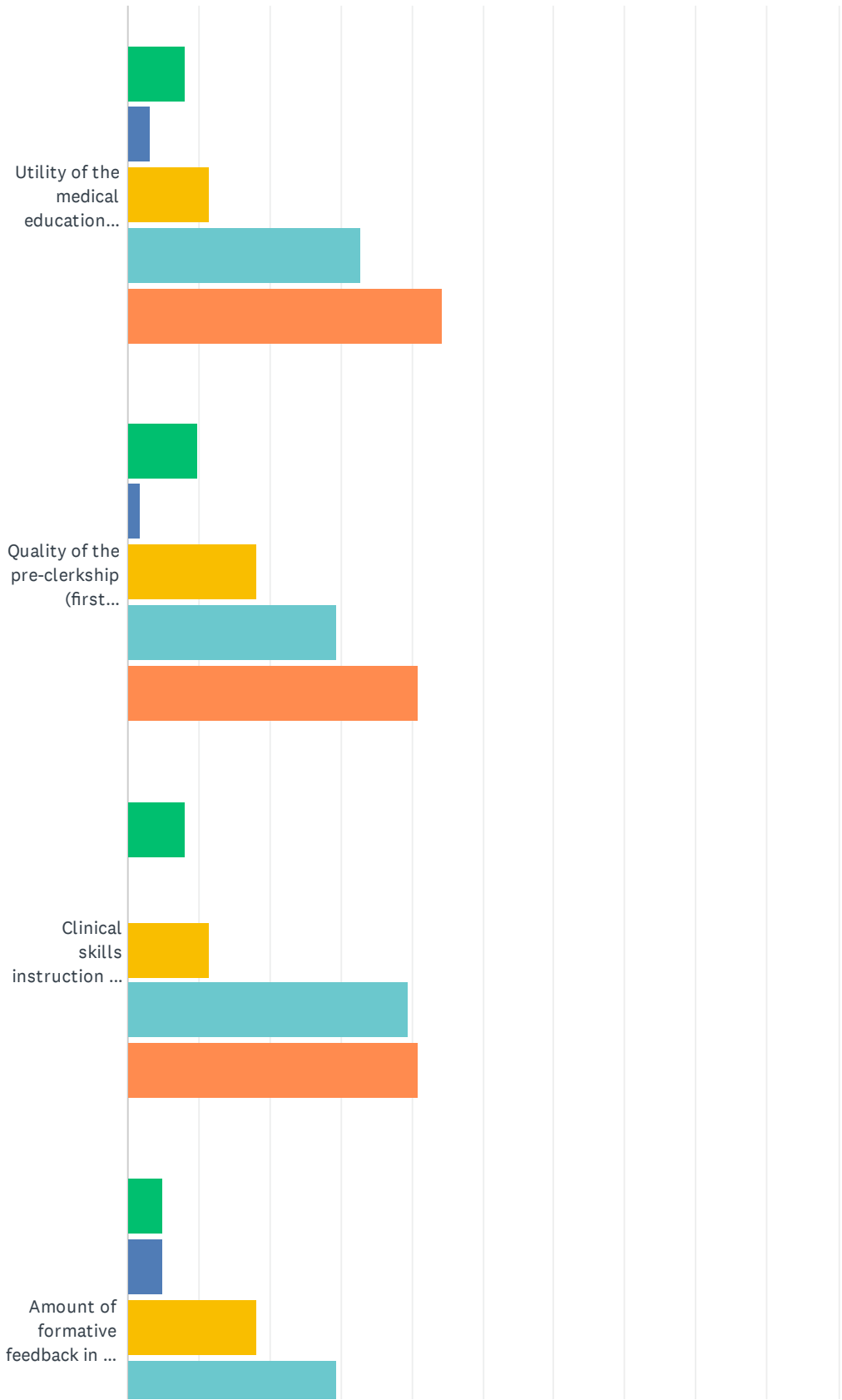


Basic Science Program - Institutional Self Study Survey 2024

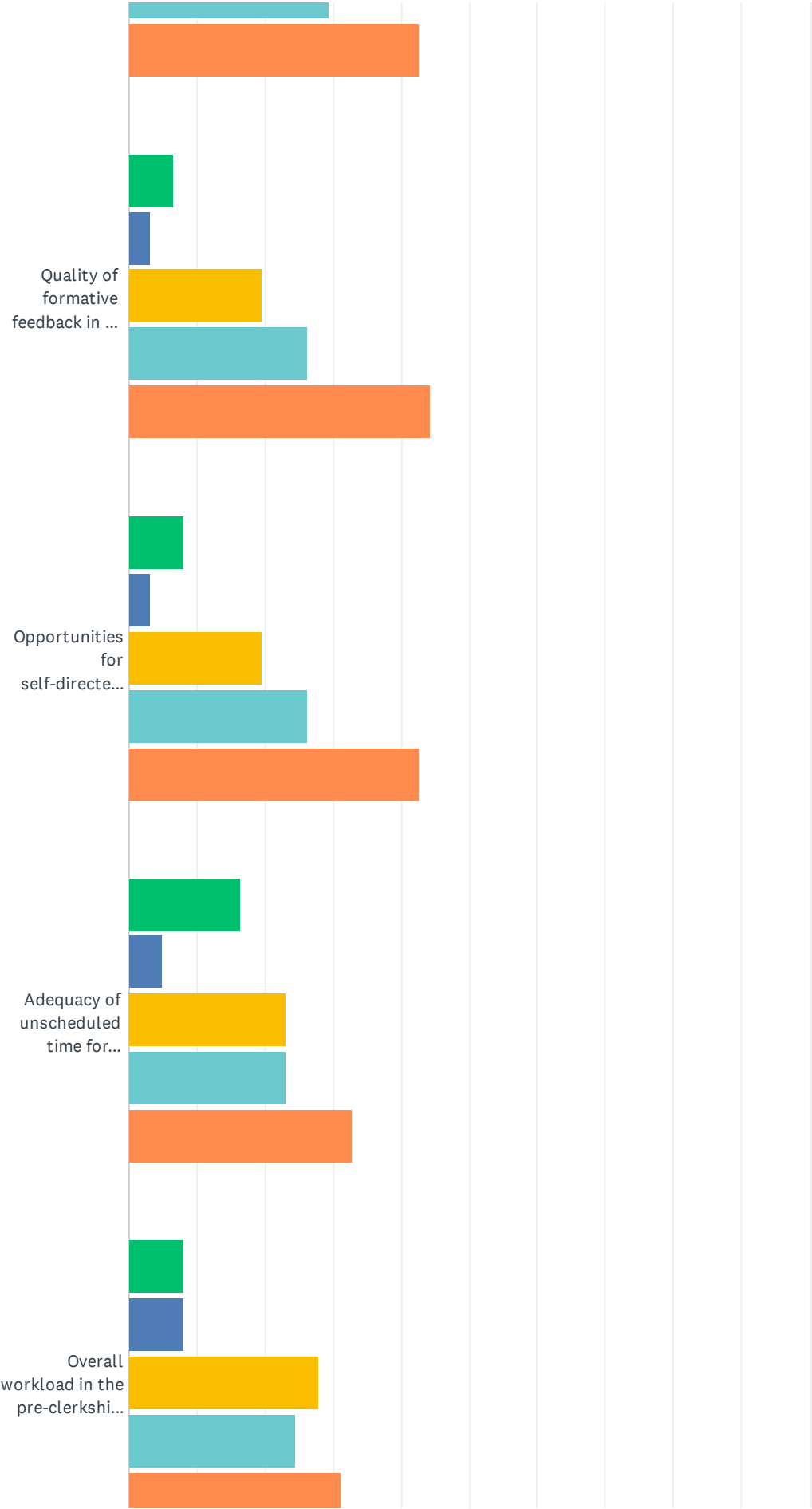
	VERY DISSATISFIED	DISSATISFIED	NEUTRAL	SATISFIED	VERY SATISFIED	TOTAL	WEIGHTED AVERAGE
Accessibility of student health services	6.45% 4	8.06% 5	35.48% 22	20.97% 13	29.03% 18	62	3.58
Availability of mental health services	9.68% 6	3.23% 2	27.42% 17	30.65% 19	29.03% 18	62	3.66
Confidentiality of mental health services	12.90% 8	0.00% 0	33.87% 21	22.58% 14	30.65% 19	62	3.58
Availability of student well-being programmes	8.20% 5	8.20% 5	24.59% 15	37.70% 23	21.31% 13	61	3.56
Adequacy of career counseling	10.00% 6	3.33% 2	21.67% 13	26.67% 16	38.33% 23	60	3.80
Quality of financial aid administrative services	14.75% 9	6.56% 4	24.59% 15	19.67% 12	34.43% 21	61	3.52
Adequacy of debt management counselling	13.33% 8	10.00% 6	35.00% 21	18.33% 11	23.33% 14	60	3.28
Availability of academic counselling	6.56% 4	4.92% 3	18.03% 11	34.43% 21	36.07% 22	61	3.89
Availability of tutorial help	4.92% 3	1.64% 1	19.67% 12	31.15% 19	42.62% 26	61	4.05
Adequacy of education about prevention and exposure to infectious and environmental hazards	6.56% 4	1.64% 1	37.70% 23	22.95% 14	31.15% 19	61	3.70
Adequacy of education about procedures for care and treatment after exposure to infectious and environmental hazards	4.92% 3	0.00% 0	40.98% 25	24.59% 15	29.51% 18	61	3.74

Q5 MEDICAL EDUCATION PROGRAMME

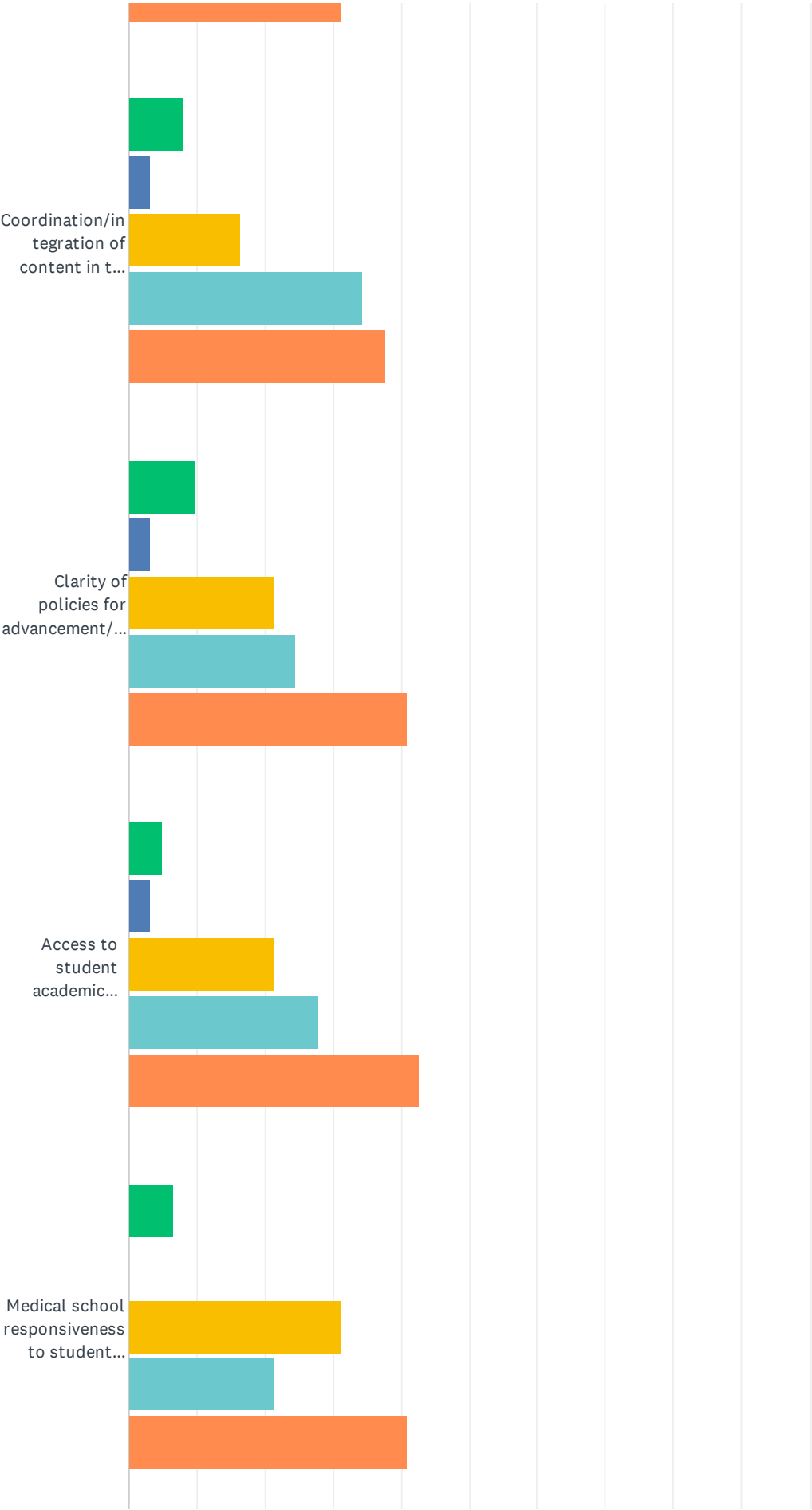
Answered: 61 Skipped: 1



Basic Science Program - Institutional Self Study Survey 2024



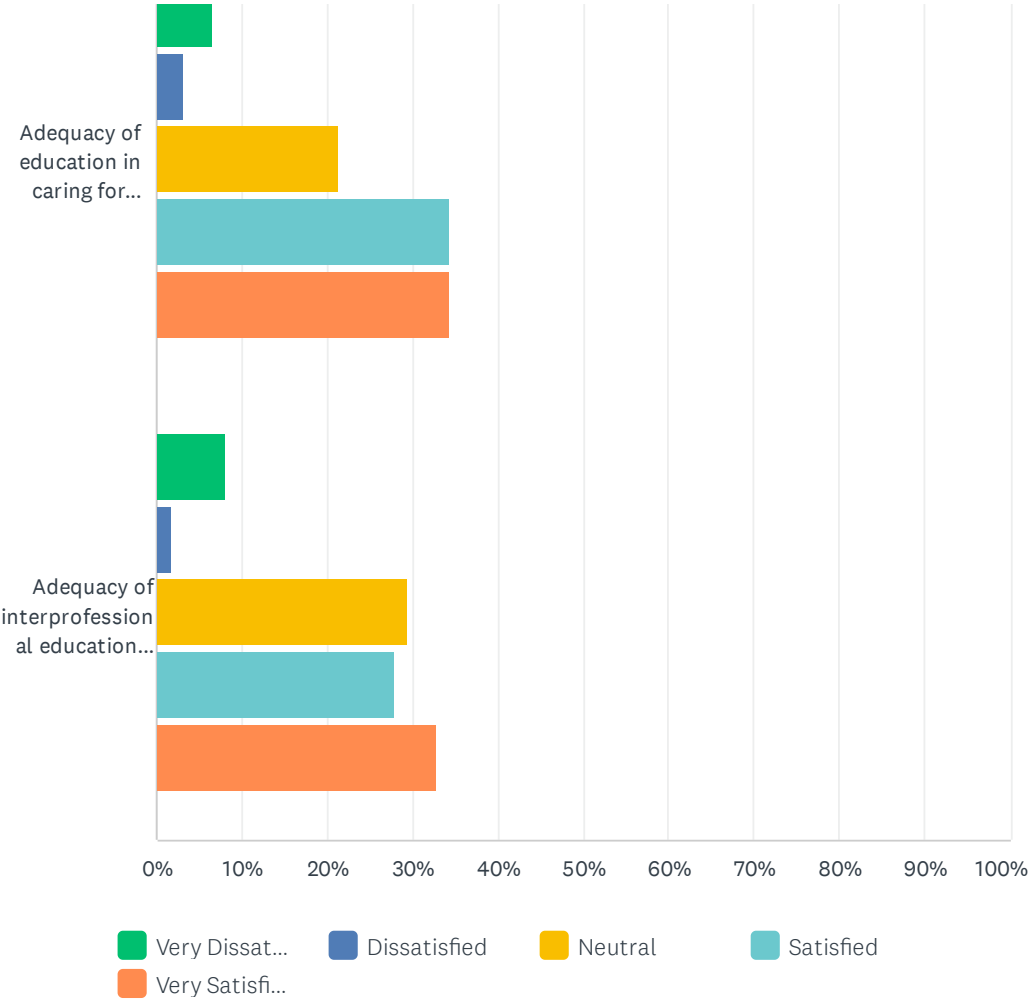
Basic Science Program - Institutional Self Study Survey 2024



Basic Science Program - Institutional Self Study Survey 2024



Basic Science Program - Institutional Self Study Survey 2024



Basic Science Program - Institutional Self Study Survey 2024

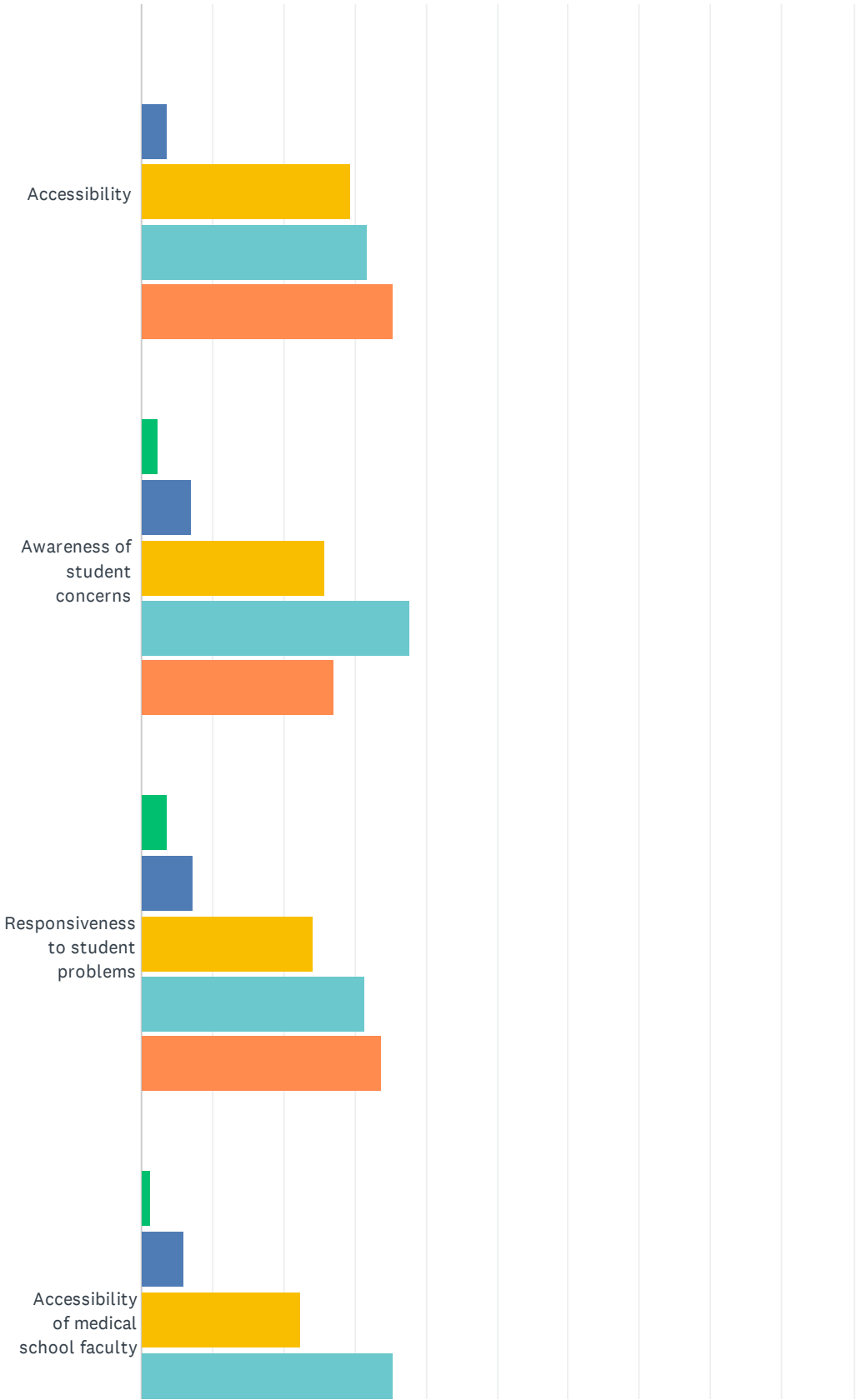
	VERY DISSATISFIED	DISSATISFIED	NEUTRAL	SATISFIED	VERY SATISFIED	TOTAL	WEIGHTED AVERAGE
Utility of the medical education programme objectives to support learning	8.20% 5	3.28% 2	11.48% 7	32.79% 20	44.26% 27	61	4.02
Quality of the pre-clerkship (first year/second year)	9.84% 6	1.64% 1	18.03% 11	29.51% 18	40.98% 25	61	3.90
Clinical skills instruction in the pre-clerkship (first/second year)	8.20% 5	0.00% 0	11.48% 7	39.34% 24	40.98% 25	61	4.05
Amount of formative feedback in the pre-clerkship (first/second years)	4.92% 3	4.92% 3	18.03% 11	29.51% 18	42.62% 26	61	4.00
Quality of formative feedback in the pre-clerkship (first/second years)	6.56% 4	3.28% 2	19.67% 12	26.23% 16	44.26% 27	61	3.98
Opportunities for self-directed learning in the pre-clerkship (first/second years)	8.20% 5	3.28% 2	19.67% 12	26.23% 16	42.62% 26	61	3.92
Adequacy of unscheduled time for self-directed learning	16.39% 10	4.92% 3	22.95% 14	22.95% 14	32.79% 20	61	3.51
Overall workload in the pre-clerkship (first/second years)	8.20% 5	8.20% 5	27.87% 17	24.59% 15	31.15% 19	61	3.62
Coordination/integration of content in the pre clerkship (first/second years)	8.20% 5	3.28% 2	16.39% 10	34.43% 21	37.70% 23	61	3.90
Clarity of policies for advancement/graduation	9.84% 6	3.28% 2	21.31% 13	24.59% 15	40.98% 25	61	3.84
Access to student academic records	4.92% 3	3.28% 2	21.31% 13	27.87% 17	42.62% 26	61	4.00
Medical school responsiveness to student feedback on courses/clerkships	6.56% 4	0.00% 0	31.15% 19	21.31% 13	40.98% 25	61	3.90
Adequacy of education to diagnose disease	4.92% 3	3.28% 2	21.31% 13	32.79% 20	37.70% 23	61	3.95
Adequacy of education to manage disease	4.92% 3	1.64% 1	21.31% 13	36.07% 22	36.07% 22	61	3.97
Adequacy of education in disease prevention	4.92% 3	1.64% 1	22.95% 14	37.70% 23	32.79% 20	61	3.92
Adequacy of education in health maintenance	6.56% 4	0.00% 0	19.67% 12	40.98% 25	32.79% 20	61	3.93
Adequacy of education in caring for patients from different backgrounds	6.56% 4	3.28% 2	21.31% 13	34.43% 21	34.43% 21	61	3.87
Adequacy of	8.20%	1.64%	29.51%	27.87%	32.79%		

Basic Science Program - Institutional Self Study Survey 2024

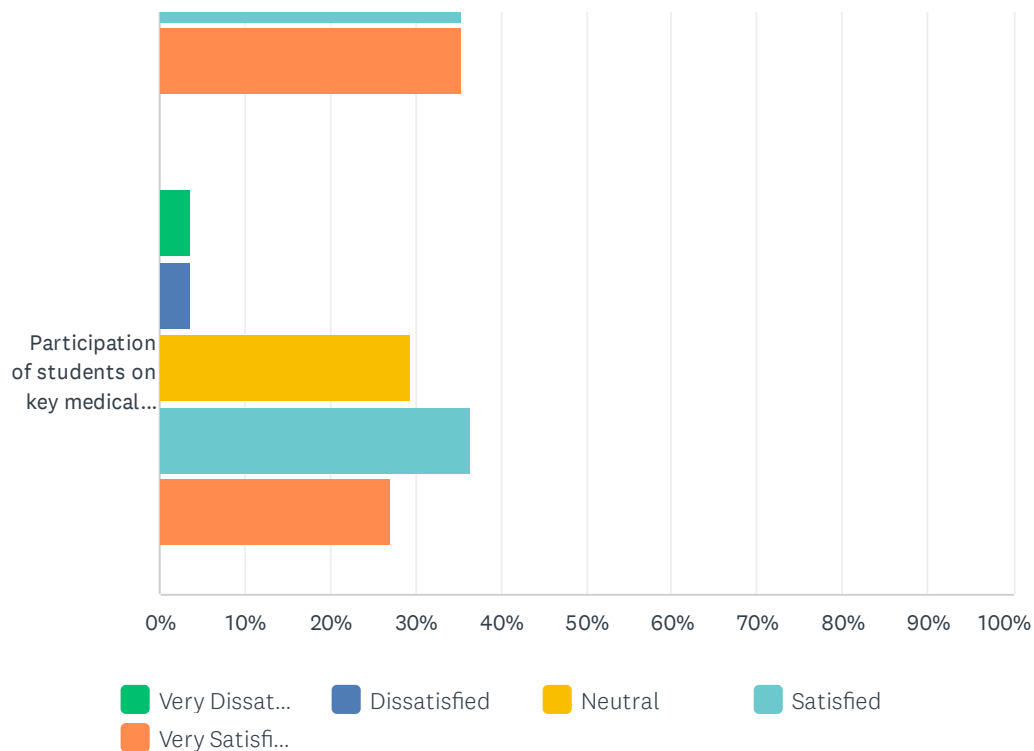
interprofessional education experiences	5	1	18	17	20	61	3.75
---	---	---	----	----	----	----	------

Q1 Dean's Office

Answered: 85 Skipped: 0



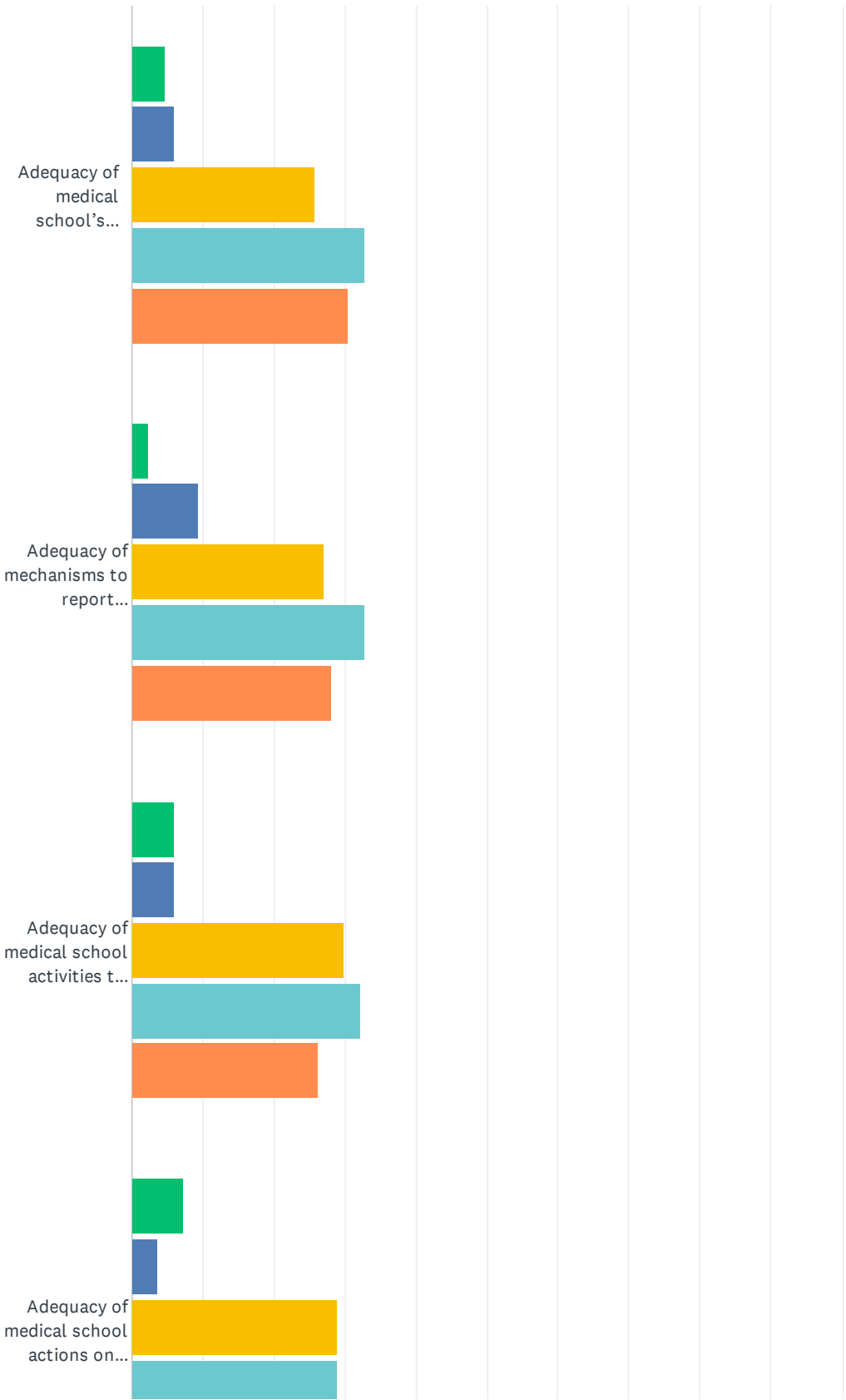
Clinical Science Program - Institutional Self Study Survey 2024

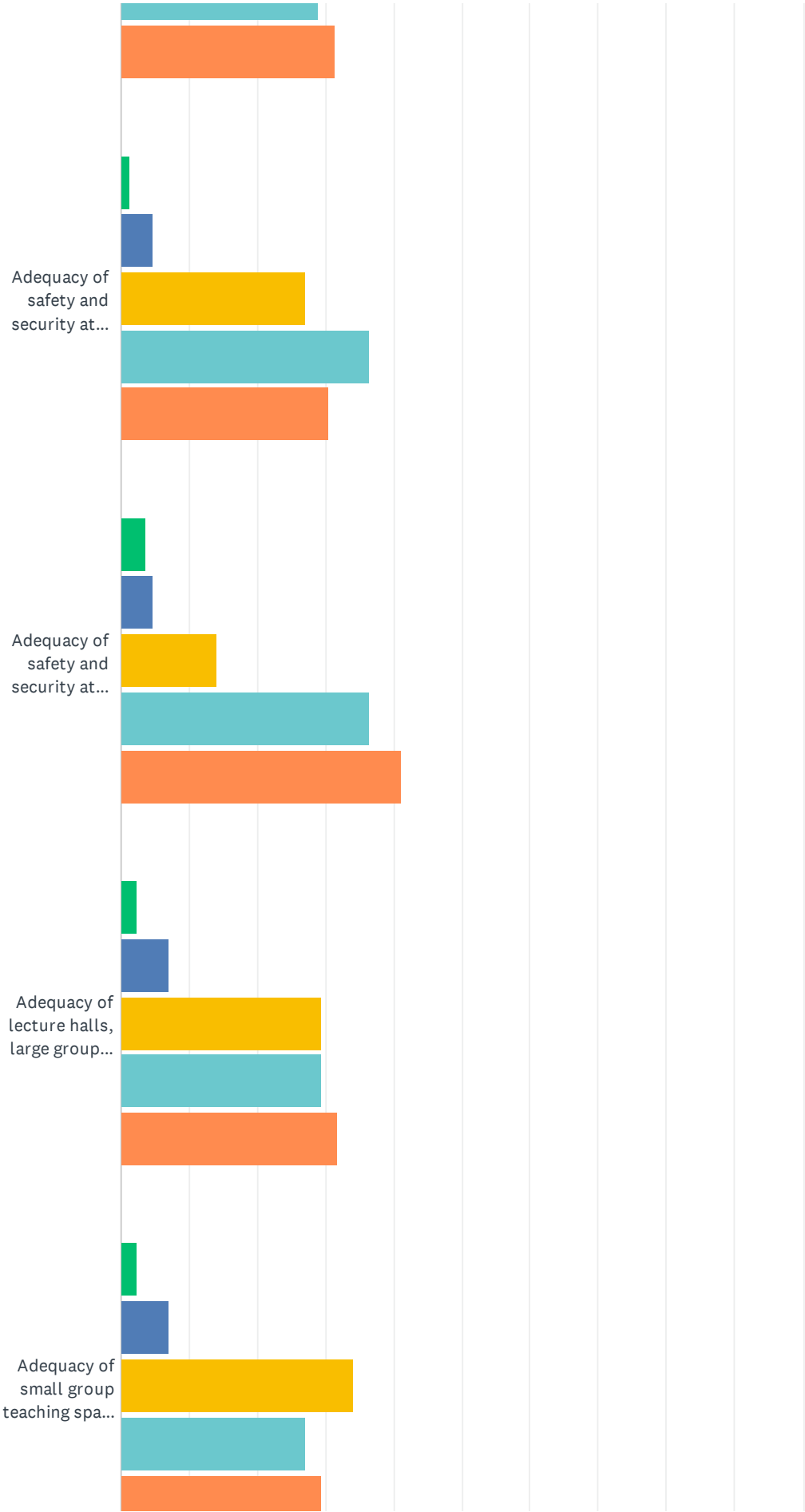


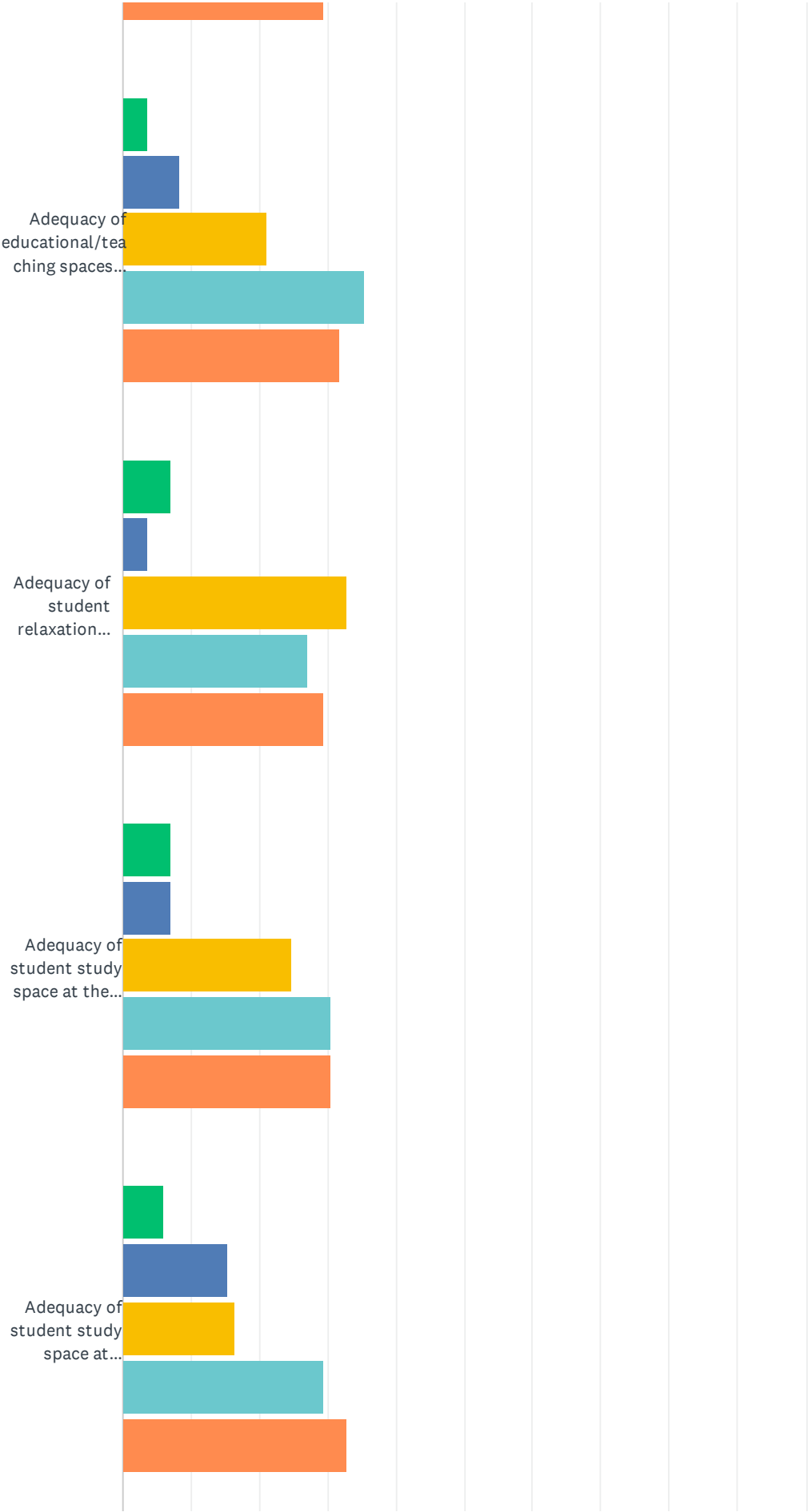
	VERY DISSATISFIED	DISSATISFIED	NEUTRAL	SATISFIED	VERY SATISFIED	TOTAL	WEIGHTED AVERAGE
Accessibility	0.00% 0	3.53% 3	29.41% 25	31.76% 27	35.29% 30	85	3.99
Awareness of student concerns	2.35% 2	7.06% 6	25.88% 22	37.65% 32	27.06% 23	85	3.80
Responsiveness to student problems	3.61% 3	7.23% 6	24.10% 20	31.33% 26	33.73% 28	83	3.84
Accessibility of medical school faculty	1.18% 1	5.88% 5	22.35% 19	35.29% 30	35.29% 30	85	3.98
Participation of students on key medical school committees	3.53% 3	3.53% 3	29.41% 25	36.47% 31	27.06% 23	85	3.80

Q2 LEARNING ENVIRONMENT AND FACILITIES

Answered: 85 Skipped: 0









Clinical Science Program - Institutional Self Study Survey 2024



Clinical Science Program - Institutional Self Study Survey 2024

	VERY DISSATISFIED	DISSATISFIED	NEUTRAL	SATISFIED	VERY SATISFIED	TOTAL	WEIGHTED AVERAGE
Adequacy of medical school's student mistreatment policy	4.71% 4	5.88% 5	25.88% 22	32.94% 28	30.59% 26	85	3.79
Adequacy of mechanisms to report mistreatment	2.35% 2	9.41% 8	27.06% 23	32.94% 28	28.24% 24	85	3.75
Adequacy of medical school activities to prevent mistreatment	5.95% 5	5.95% 5	29.76% 25	32.14% 27	26.19% 22	84	3.67
Adequacy of medical school actions on reports of mistreatment	7.23% 6	3.61% 3	28.92% 24	28.92% 24	31.33% 26	83	3.73
Adequacy of safety and security at medical school campus	1.18% 1	4.71% 4	27.06% 23	36.47% 31	30.59% 26	85	3.91
Adequacy of safety and security at clinical sites	3.53% 3	4.71% 4	14.12% 12	36.47% 31	41.18% 35	85	4.07
Adequacy of lecture halls, large group classroom facilities	2.35% 2	7.06% 6	29.41% 25	29.41% 25	31.76% 27	85	3.81
Adequacy of small group teaching spaces on campus	2.35% 2	7.06% 6	34.12% 29	27.06% 23	29.41% 25	85	3.74
Adequacy of educational/teaching spaces at hospitals	3.53% 3	8.24% 7	21.18% 18	35.29% 30	31.76% 27	85	3.84
Adequacy of student relaxation space at the medical school campus	7.06% 6	3.53% 3	32.94% 28	27.06% 23	29.41% 25	85	3.68
Adequacy of student study space at the medical school campus	7.06% 6	7.06% 6	24.71% 21	30.59% 26	30.59% 26	85	3.71
Adequacy of student study space at hospitals/clinical sites	5.88% 5	15.29% 13	16.47% 14	29.41% 25	32.94% 28	85	3.68
Access to secure storage space for personal belongings at the medical school campus	7.06% 6	3.53% 3	30.59% 26	25.88% 22	32.94% 28	85	3.74
Access to secure storage space for personal belongings at the hospital/clinical sites	4.71% 4	9.41% 8	17.65% 15	35.29% 30	32.94% 28	85	3.82
Administration and faculty diversity	1.18% 1	3.53% 3	25.88% 22	36.47% 31	32.94% 28	85	3.96
Student diversity	1.20% 1	1.20% 1	18.07% 15	39.76% 33	39.76% 33	83	4.16
Ease of access to research opportunities	5.88% 5	14.12% 12	30.59% 26	22.35% 19	27.06% 23	85	3.51
Support for participation in research	7.06% 6	10.59% 9	31.76% 27	18.82% 16	31.76% 27	85	3.58

Clinical Science Program - Institutional Self Study Survey 2024

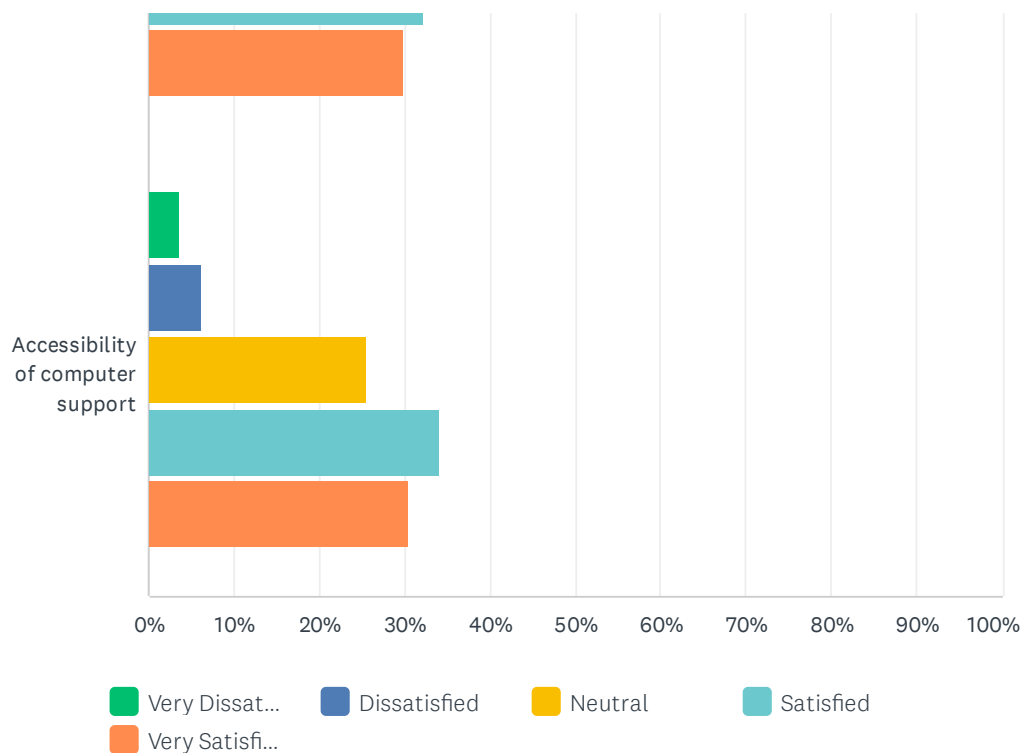
Access to service learning/community service opportunities	5.88% 5	7.06% 6	32.94% 28	27.06% 23	27.06% 23	85	3.62
--	------------	------------	--------------	--------------	--------------	----	------

Q3 LIBRARY AND INFORMATION RESOURCES

Answered: 84 Skipped: 1



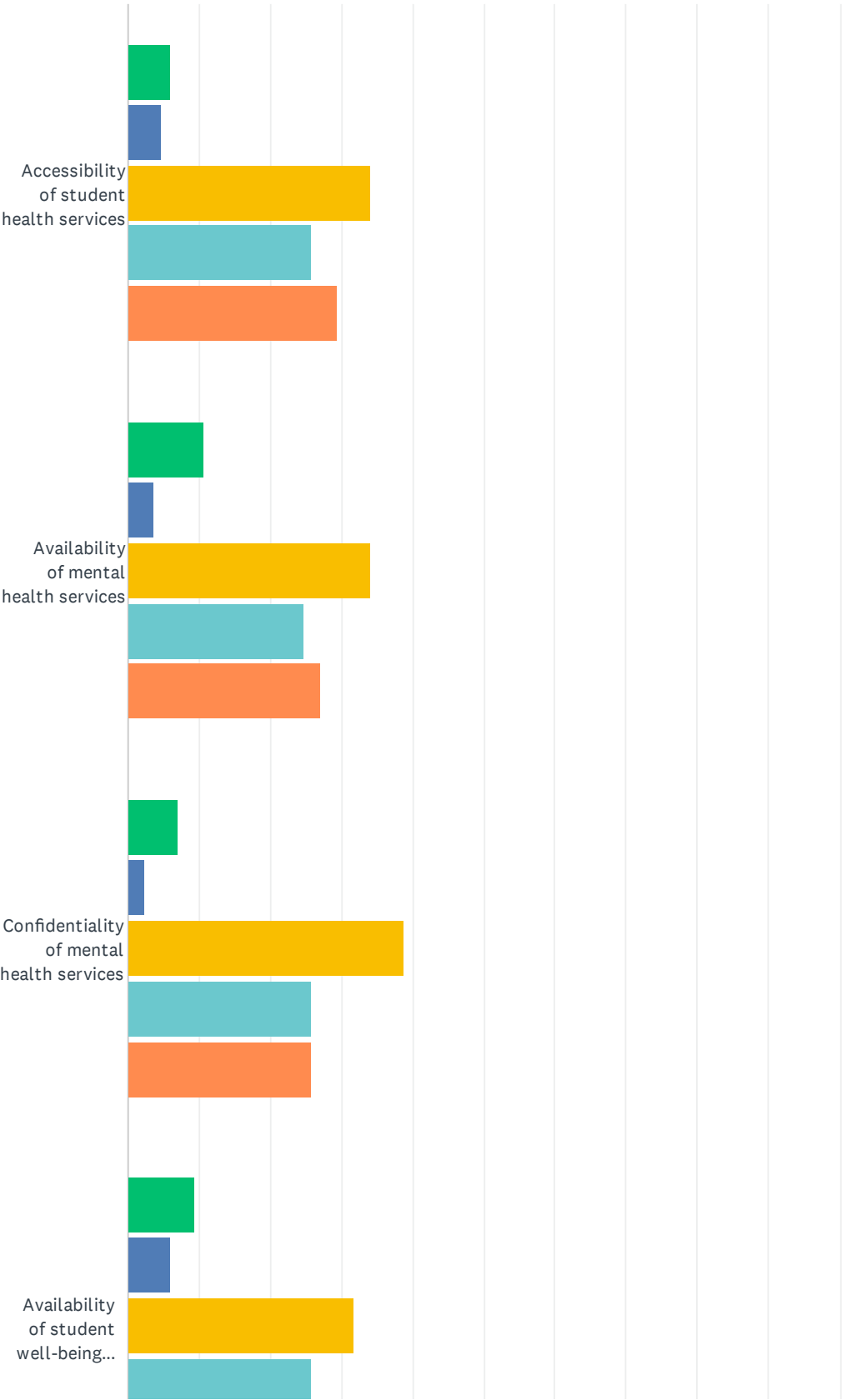
Clinical Science Program - Institutional Self Study Survey 2024

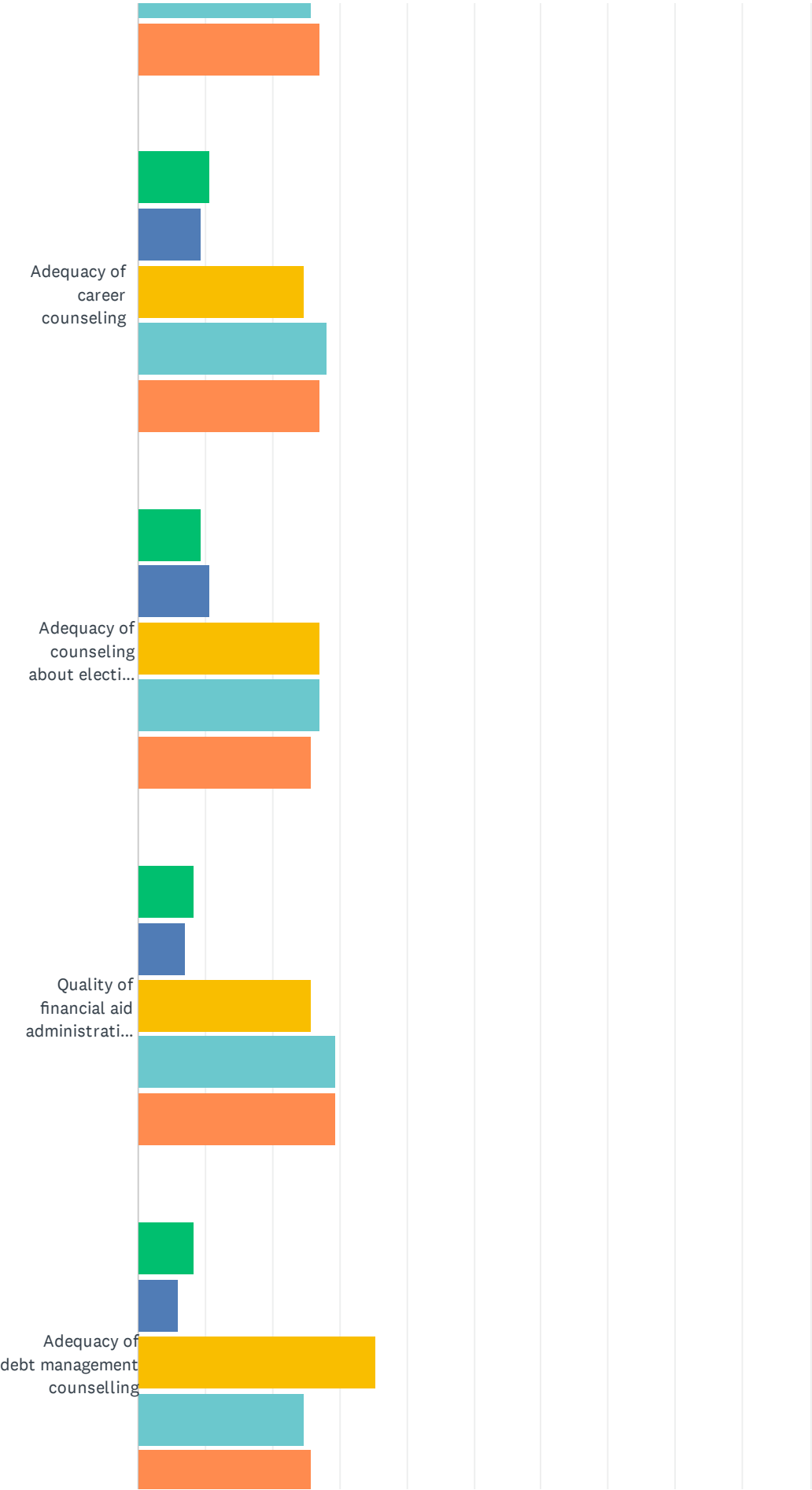


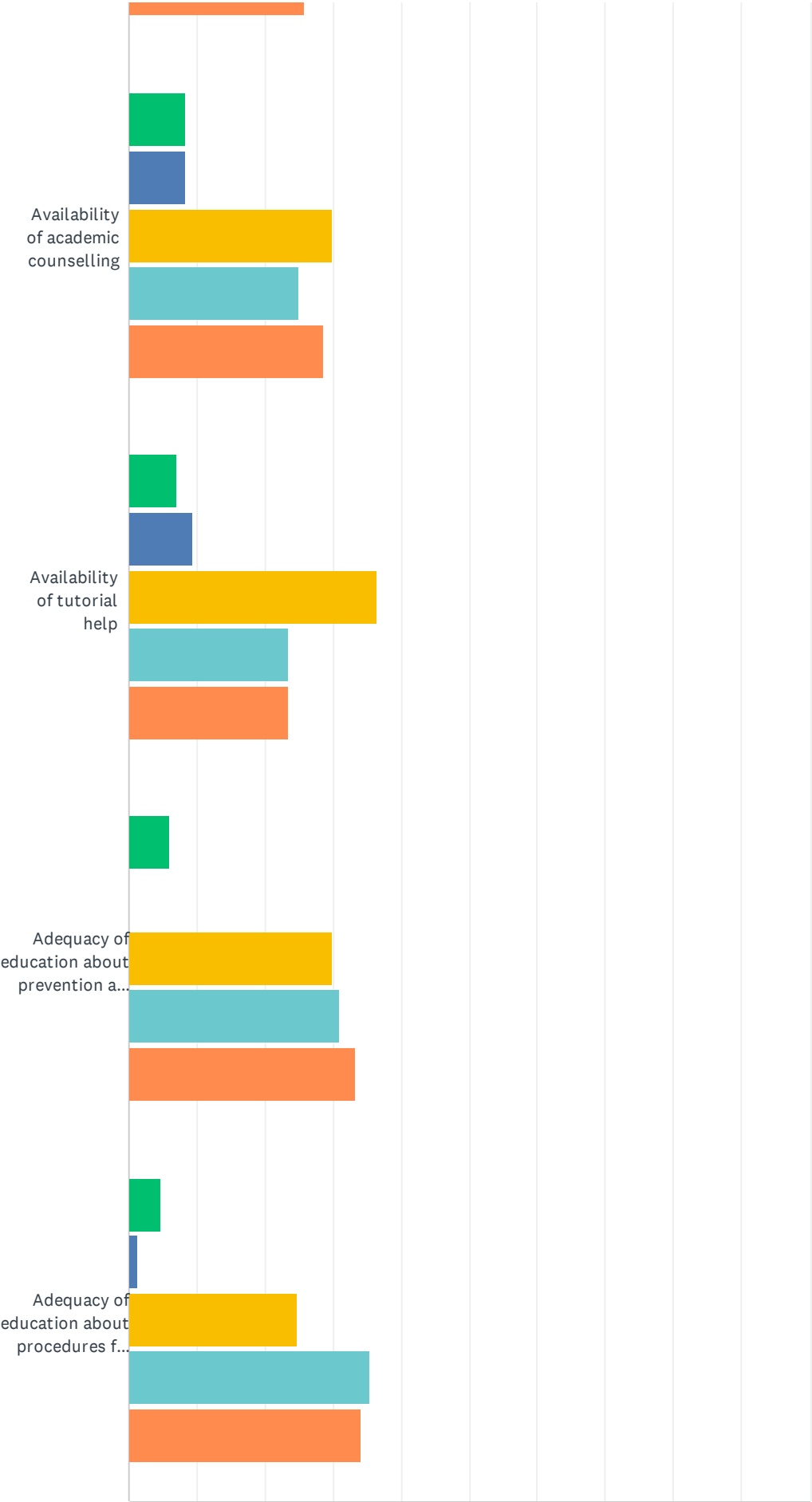
	VERY DISSATISFIED	DISSATISFIED	NEUTRAL	SATISFIED	VERY SATISFIED	TOTAL	WEIGHTED AVERAGE
Ease of access to library resources and holdings	1.20% 1	4.82% 4	32.53% 27	34.94% 29	26.51% 22	83	3.81
Quality of library support and services	4.76% 4	2.38% 2	36.90% 31	32.14% 27	23.81% 20	84	3.68
Access to technology support	4.76% 4	4.76% 4	26.19% 22	33.33% 28	30.95% 26	84	3.81
Access to online learning resources	8.33% 7	10.71% 9	19.05% 16	32.14% 27	29.76% 25	84	3.64
Accessibility of computer support	3.66% 3	6.10% 5	25.61% 21	34.15% 28	30.49% 25	82	3.82

Q4 STUDENT SERVICES

Answered: 85 Skipped: 0







Clinical Science Program - Institutional Self Study Survey 2024

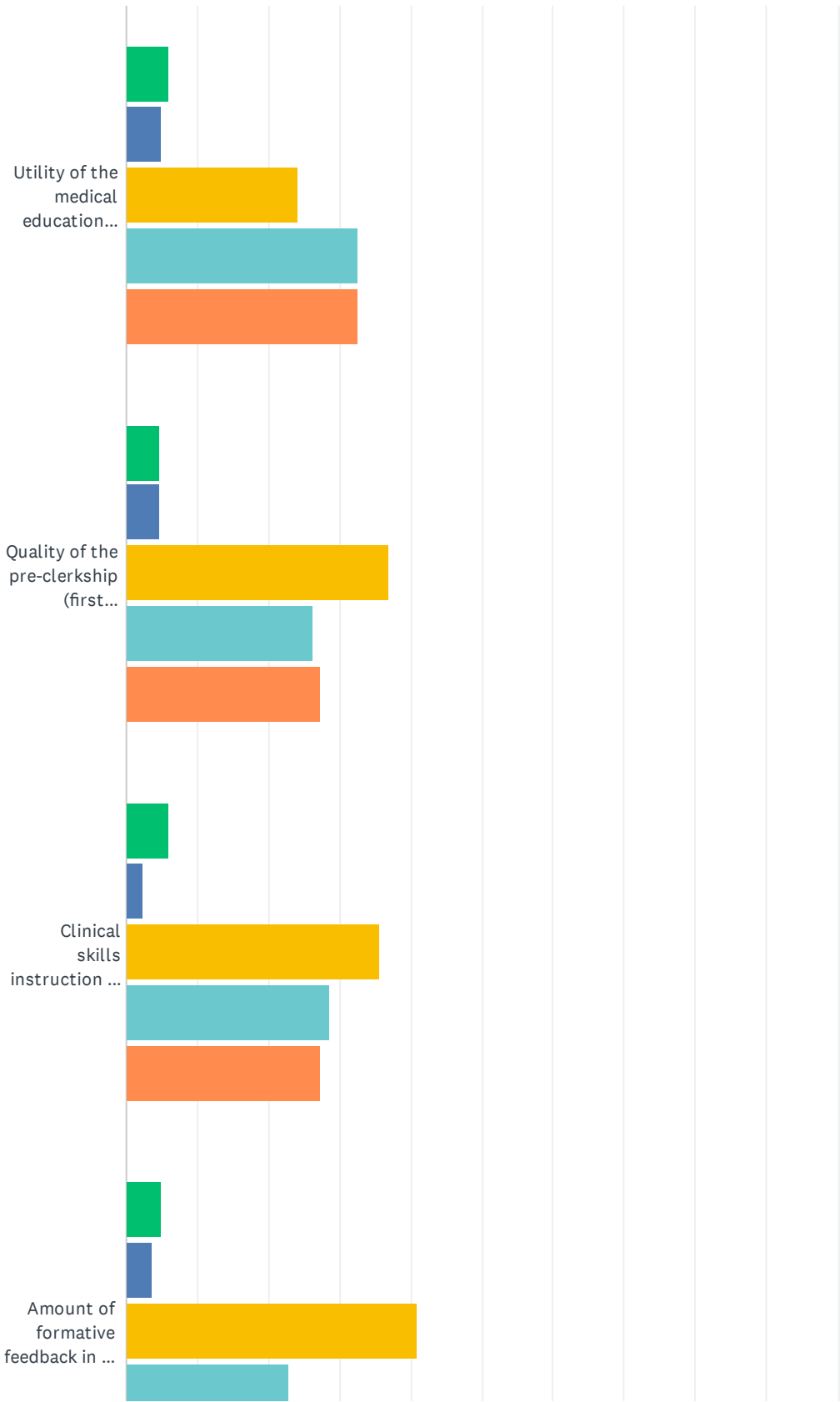
0% 10% 20% 30% 40% 50% 60% 70% 80% 90% 100%

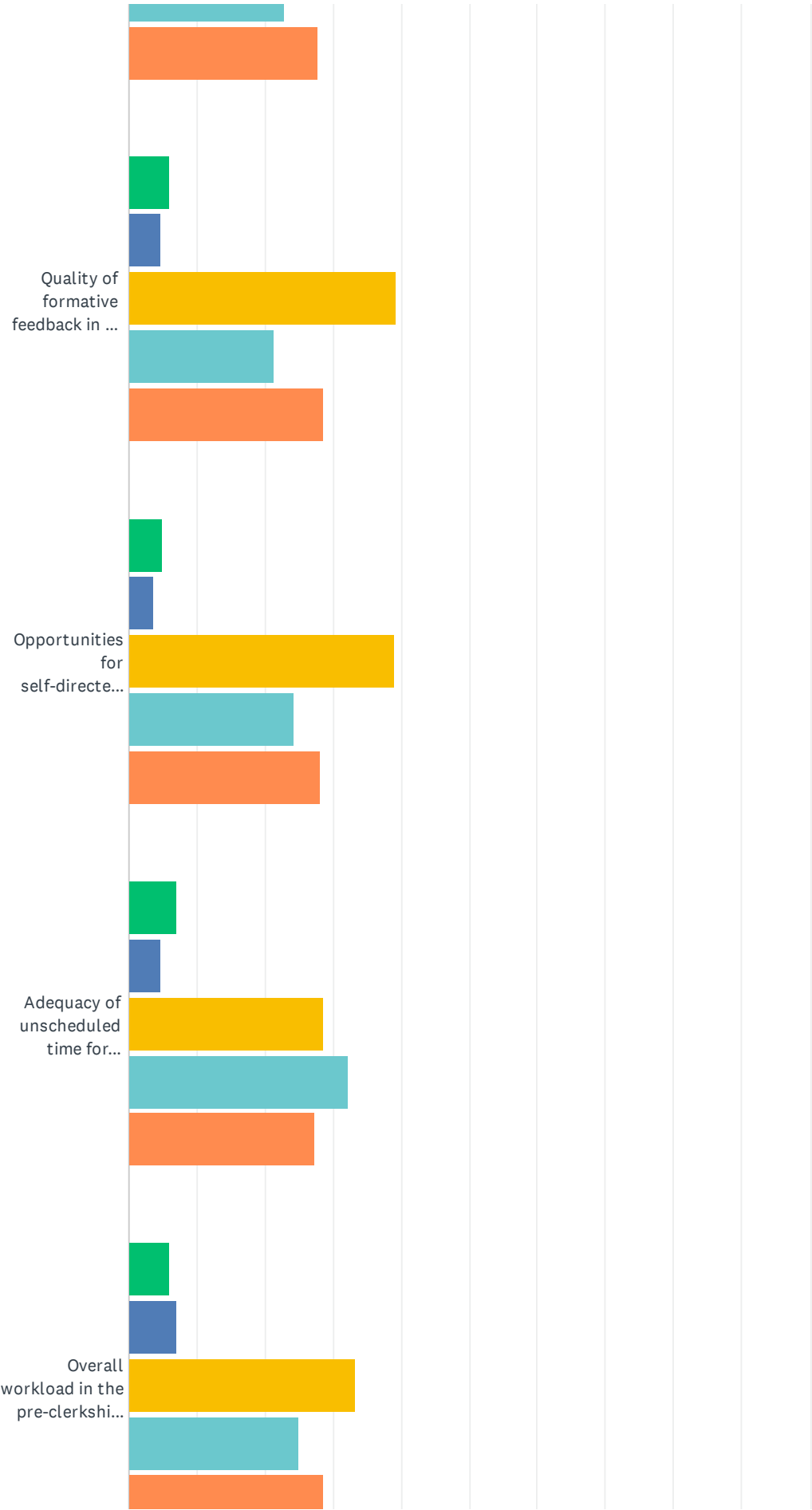
■ Very Dissat...
 ■ Dissatisfied
 ■ Neutral
 ■ Satisfied
■ Very Satisfi...

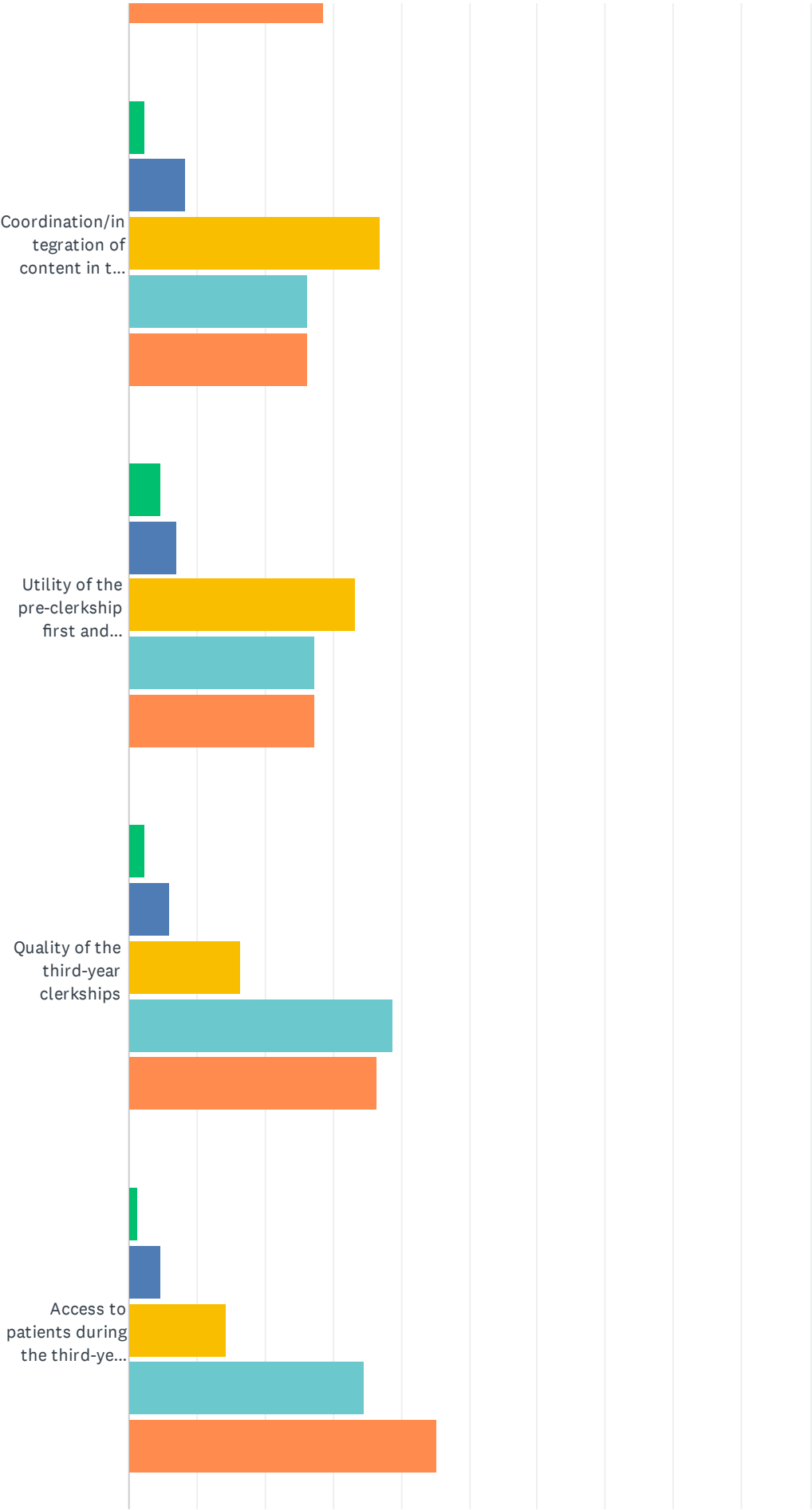
	VERY DISSATISFIED	DISSATISFIED	NEUTRAL	SATISFIED	VERY SATISFIED	TOTAL	WEIGHTED AVERAGE
Accessibility of student health services	5.88% 5	4.71% 4	34.12% 29	25.88% 22	29.41% 25	85	3.68
Availability of mental health services	10.59% 9	3.53% 3	34.12% 29	24.71% 21	27.06% 23	85	3.54
Confidentiality of mental health services	7.06% 6	2.35% 2	38.82% 33	25.88% 22	25.88% 22	85	3.61
Availability of student well-being programmes	9.41% 8	5.88% 5	31.76% 27	25.88% 22	27.06% 23	85	3.55
Adequacy of career counseling	10.59% 9	9.41% 8	24.71% 21	28.24% 24	27.06% 23	85	3.52
Adequacy of counseling about elective choices	9.41% 8	10.59% 9	27.06% 23	27.06% 23	25.88% 22	85	3.49
Quality of financial aid administrative services	8.24% 7	7.06% 6	25.88% 22	29.41% 25	29.41% 25	85	3.65
Adequacy of debt management counselling	8.24% 7	5.88% 5	35.29% 30	24.71% 21	25.88% 22	85	3.54
Availability of academic counselling	8.33% 7	8.33% 7	29.76% 25	25.00% 21	28.57% 24	84	3.57
Availability of tutorial help	7.06% 6	9.41% 8	36.47% 31	23.53% 20	23.53% 20	85	3.47
Adequacy of education about prevention and exposure to infectious and environmental hazards	5.95% 5	0.00% 0	29.76% 25	30.95% 26	33.33% 28	84	3.86
Adequacy of education about procedures for care and treatment after exposure to infectious and environmental hazards	4.71% 4	1.18% 1	24.71% 21	35.29% 30	34.12% 29	85	3.93

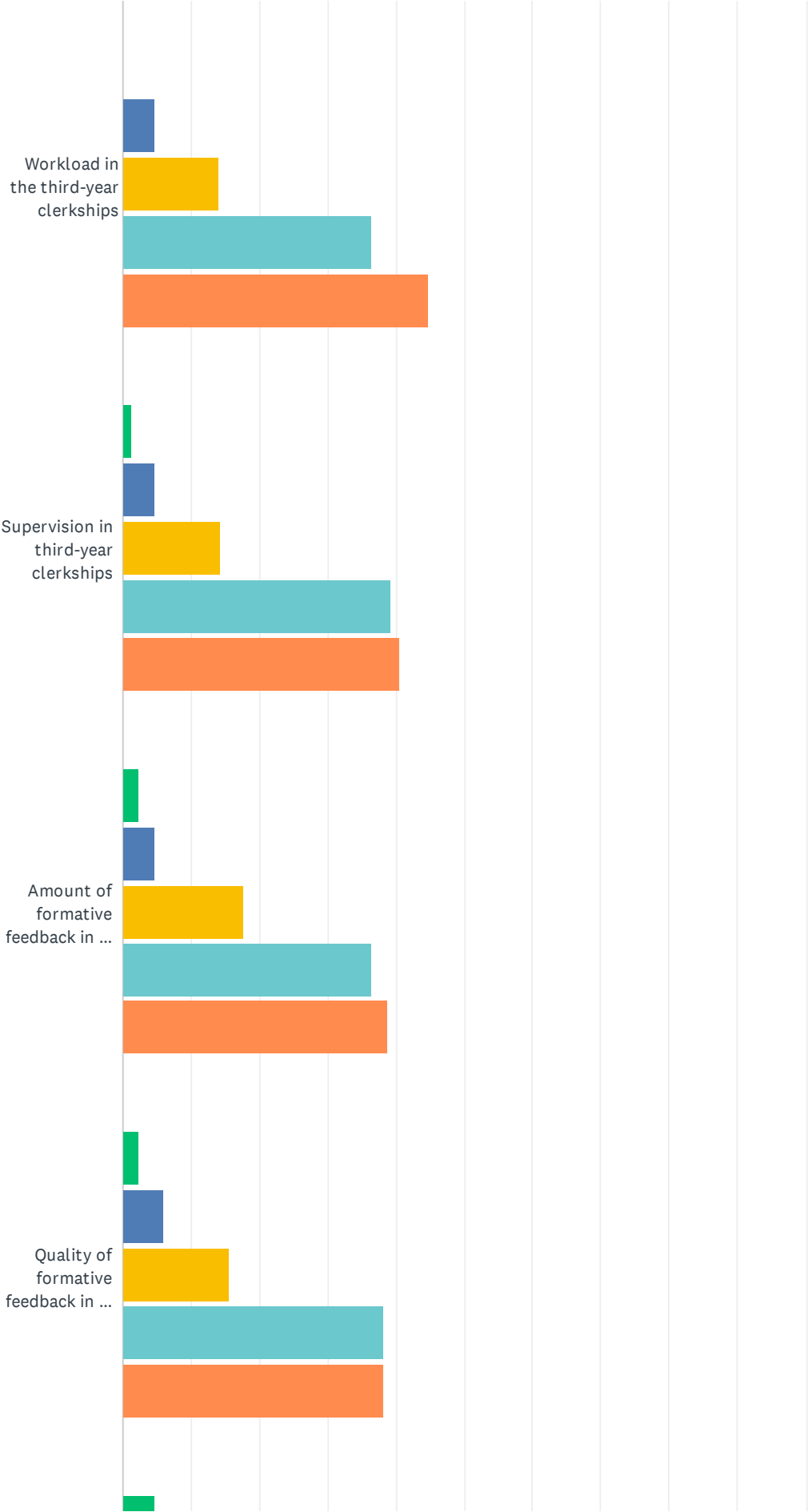
Q5 MEDICAL EDUCATION PROGRAMME

Answered: 85 Skipped: 0

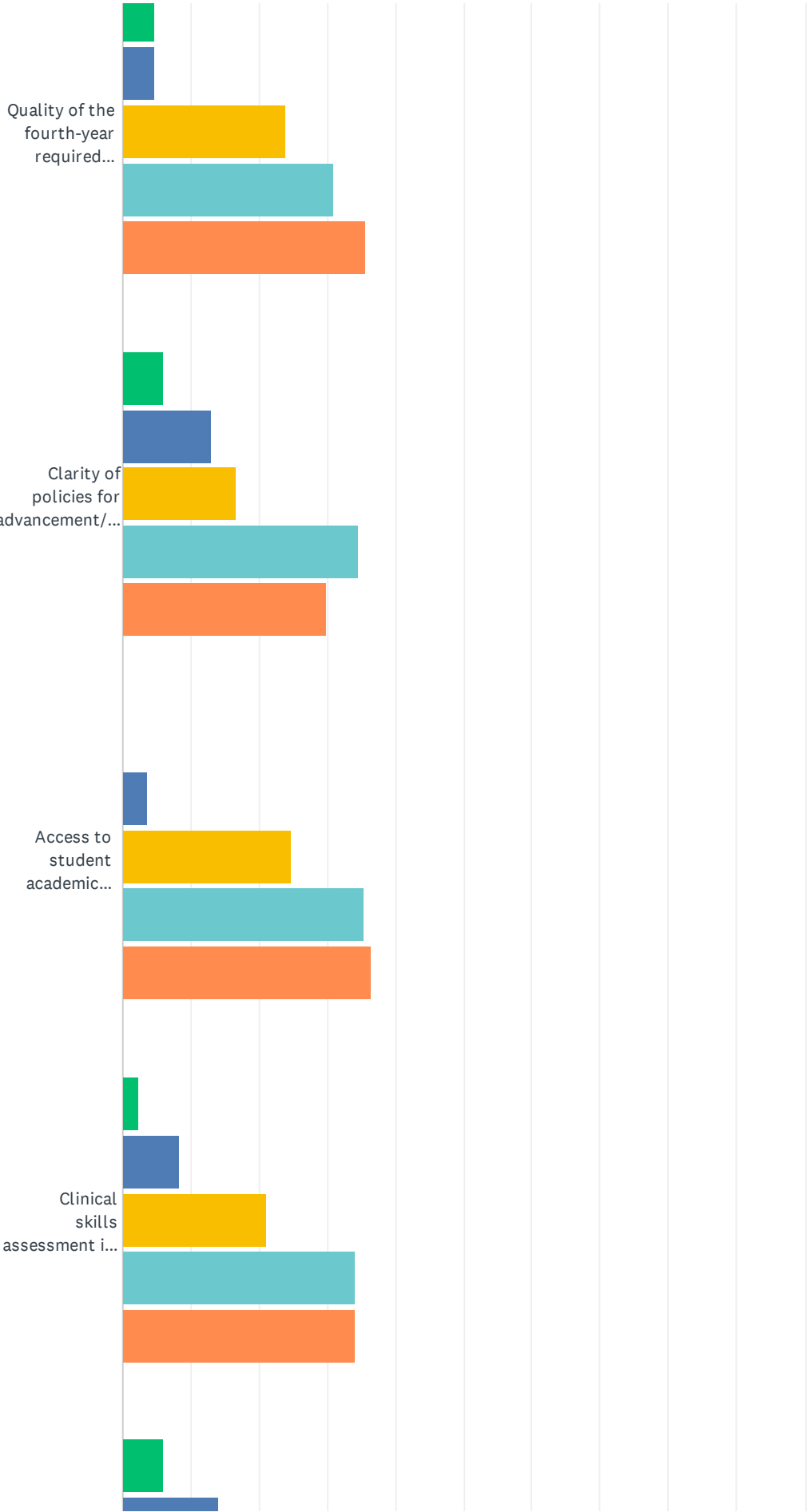




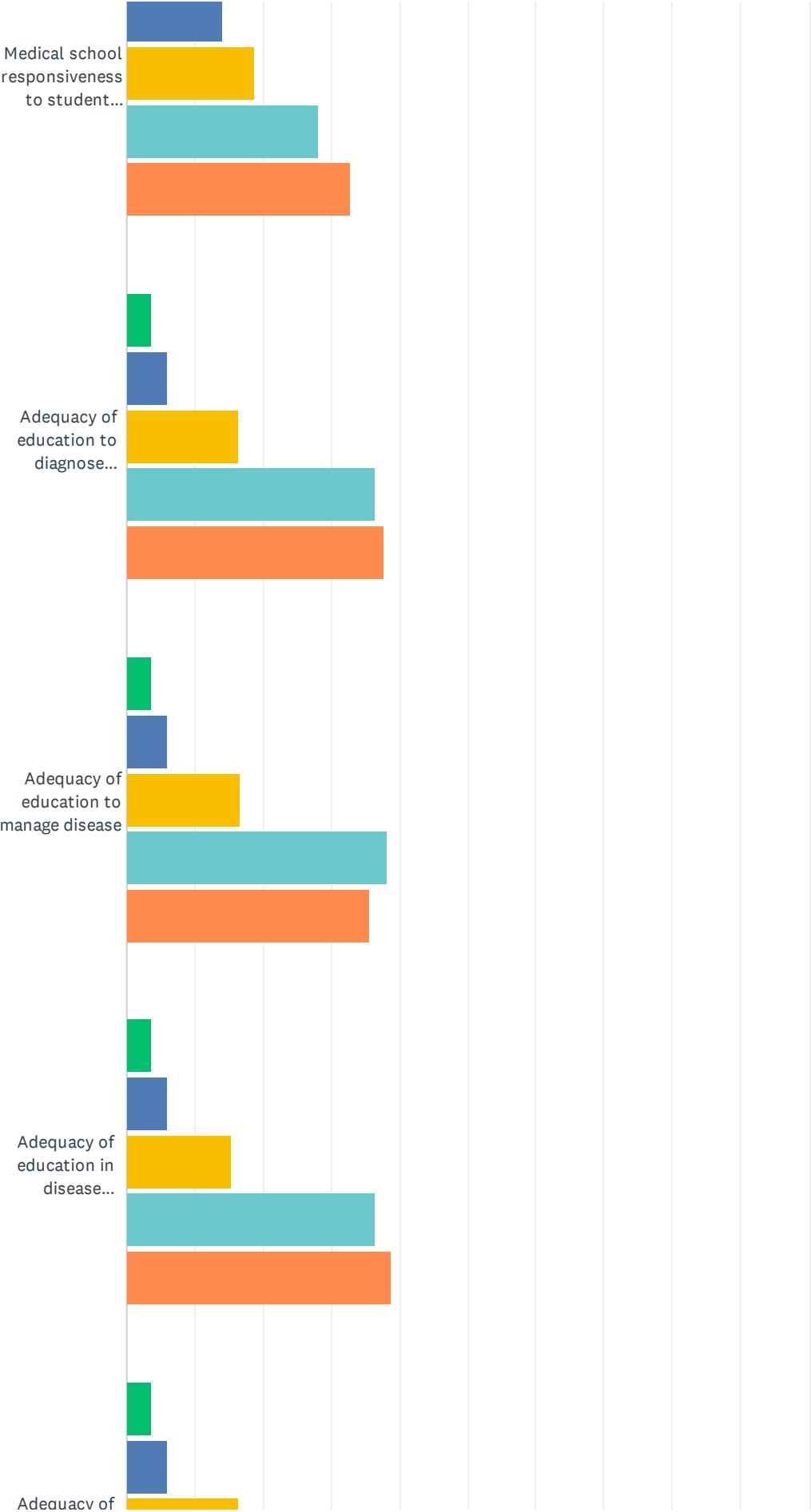




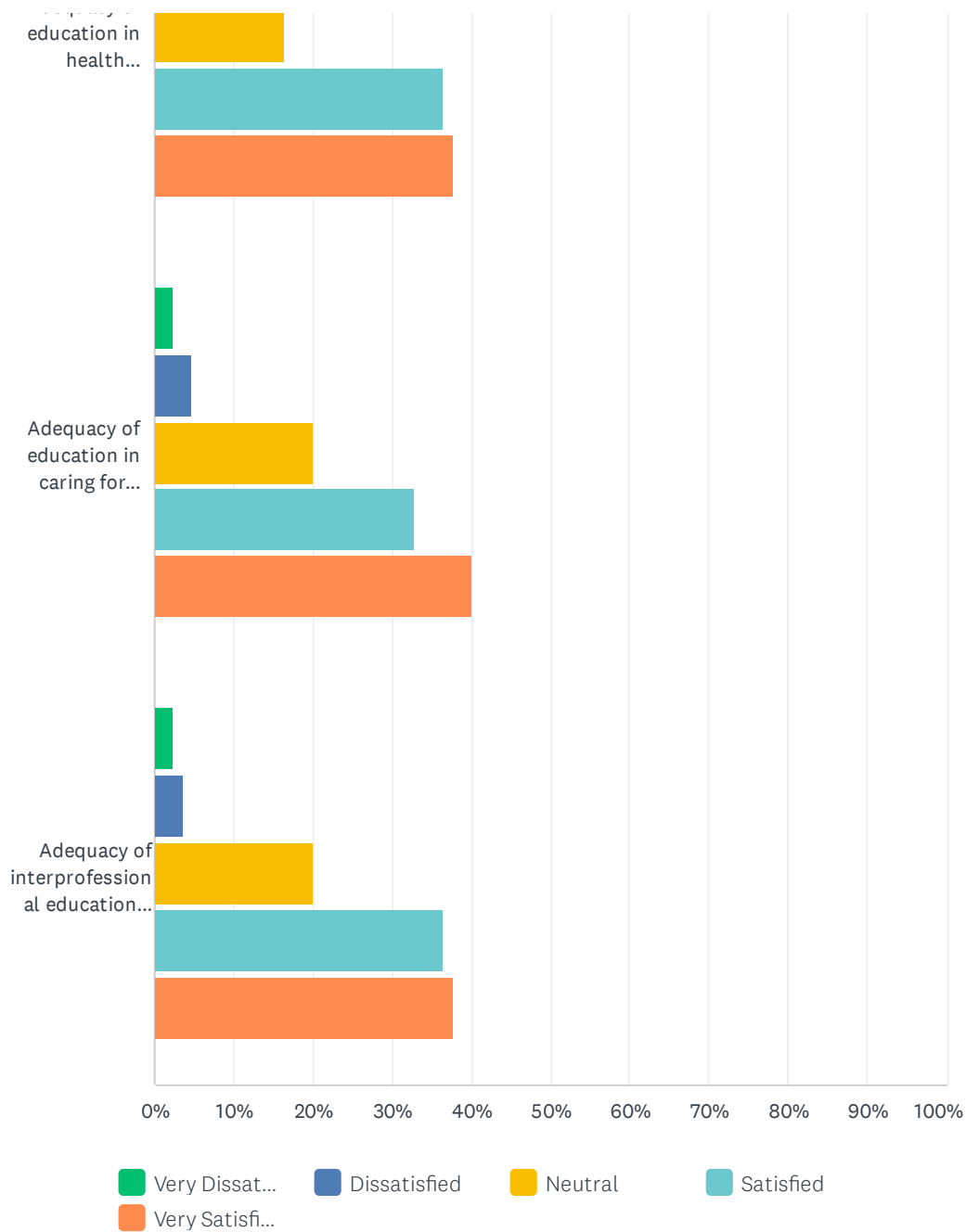
Clinical Science Program - Institutional Self Study Survey 2024



Clinical Science Program - Institutional Self Study Survey 2024



Clinical Science Program - Institutional Self Study Survey 2024



Clinical Science Program - Institutional Self Study Survey 2024

	VERY DISSATISFIED	DISSATISFIED	NEUTRAL	SATISFIED	VERY SATISFIED	TOTAL	WEIGHTED AVERAGE
Utility of the medical education programme objectives to support learning	6.02% 5	4.82% 4	24.10% 20	32.53% 27	32.53% 27	83	3.81
Quality of the pre-clerkship (first year/second year)	4.76% 4	4.76% 4	36.90% 31	26.19% 22	27.38% 23	84	3.67
Clinical skills instruction in the pre-clerkship (first/second year)	5.95% 5	2.38% 2	35.71% 30	28.57% 24	27.38% 23	84	3.69
Amount of formative feedback in the pre-clerkship (first/second years)	4.82% 4	3.61% 3	40.96% 34	22.89% 19	27.71% 23	83	3.65
Quality of formative feedback in the pre-clerkship (first/second years)	5.95% 5	4.76% 4	39.29% 33	21.43% 18	28.57% 24	84	3.62
Opportunities for self-directed learning in the pre-clerkship (first/second years)	4.88% 4	3.66% 3	39.02% 32	24.39% 20	28.05% 23	82	3.67
Adequacy of unscheduled time for self-directed learning	7.14% 6	4.76% 4	28.57% 24	32.14% 27	27.38% 23	84	3.68
Overall workload in the pre-clerkship (first/second years)	5.95% 5	7.14% 6	33.33% 28	25.00% 21	28.57% 24	84	3.63
Coordination/integration of content in the pre clerkship (first/second years)	2.38% 2	8.33% 7	36.90% 31	26.19% 22	26.19% 22	84	3.65
Utility of the pre-clerkship first and second years as preparation for clinical clerkships	4.76% 4	7.14% 6	33.33% 28	27.38% 23	27.38% 23	84	3.65
Quality of the third-year clerkships	2.35% 2	5.88% 5	16.47% 14	38.82% 33	36.47% 31	85	4.01
Access to patients during the third-year clerkships	1.19% 1	4.76% 4	14.29% 12	34.52% 29	45.24% 38	84	4.18
Workload in the third-year clerkships	0.00% 0	4.71% 4	14.12% 12	36.47% 31	44.71% 38	85	4.21
Supervision in third-year clerkships	1.19% 1	4.76% 4	14.29% 12	39.29% 33	40.48% 34	84	4.13
Amount of formative feedback in the third/fourth years	2.35% 2	4.71% 4	17.65% 15	36.47% 31	38.82% 33	85	4.05
Quality of formative feedback in the third/fourth years	2.38% 2	5.95% 5	15.48% 13	38.10% 32	38.10% 32	84	4.04
Quality of the fourth-year required clerkships	4.76% 4	4.76% 4	23.81% 20	30.95% 26	35.71% 30	84	3.88

Clinical Science Program - Institutional Self Study Survey 2024

Clarity of policies for advancement/graduation	5.95% 5	13.10% 11	16.67% 14	34.52% 29	29.76% 25	84	3.69
Access to student academic records	0.00% 0	3.53% 3	24.71% 21	35.29% 30	36.47% 31	85	4.05
Clinical skills assessment in the third/fourth years	2.35% 2	8.24% 7	21.18% 18	34.12% 29	34.12% 29	85	3.89
Medical school responsiveness to student feedback on courses/clerkships	5.88% 5	14.12% 12	18.82% 16	28.24% 24	32.94% 28	85	3.68
Adequacy of education to diagnose disease	3.53% 3	5.88% 5	16.47% 14	36.47% 31	37.65% 32	85	3.99
Adequacy of education to manage disease	3.57% 3	5.95% 5	16.67% 14	38.10% 32	35.71% 30	84	3.96
Adequacy of education in disease prevention	3.53% 3	5.88% 5	15.29% 13	36.47% 31	38.82% 33	85	4.01
Adequacy of education in health maintenance	3.53% 3	5.88% 5	16.47% 14	36.47% 31	37.65% 32	85	3.99
Adequacy of education in caring for patients from different backgrounds	2.35% 2	4.71% 4	20.00% 17	32.94% 28	40.00% 34	85	4.04
Adequacy of interprofessional education experiences	2.35% 2	3.53% 3	20.00% 17	36.47% 31	37.65% 32	85	4.04